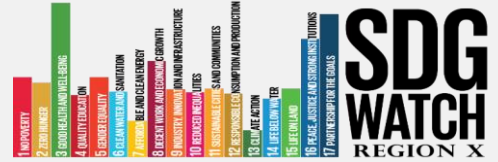




Goals/Targets/Indicators	Baseline	Latest	Data Source Agency	
<h2 style="color: red;">GOAL 1. ERADICATE EXTREME POVERTY AND HUNGER</h2>				
target 1.2	By 2030, reduce at least by half the proportion of men, women and children of all ages living in poverty in all its dimensions according to national definitions			
1.2.1	Proportion of population below the national poverty line, by sex, age, employment status, and geographical location (urban/rural)	38.7	23.1	Official Poverty Statistics, PSA
	<i>Bukidnon</i>	54.0	27.6	
	<i>Camiguin</i>	36.1	24.3	
	<i>Lanao del Norte</i>	45.7	25.8	
	<i>Misamis Occidental</i>	45.1	26.8	
	<i>Misamis Oriental</i>	21.4	15.8	
	2015	2018		
1.2.1.1	Proportion of population living below the national poverty line, by sex			
	<i>Women</i>	39.4	22.9	
	<i>Men</i>	40.4	22.9	
	2015	2018		
1.2.1.2	Proportion of population living below the national poverty line, by age group			
	<i>Children</i>	50.5	31.6	
	<i>Youth</i>	35.1	20.5	
	<i>Senior Citizens</i>	25.5	12.4	
	2015	2018		
1.2.1.3	Proportion of population living below the national poverty line, by employment status			
	<i>Employed population</i>	34.8	17.8	
	<i>Unemployed population</i>	27.7	11.8	
	2015	2018		
1.2.1.4	Proportion of population living below the national poverty line, by geographical location			
	<i>Population residing in rural areas</i>	54.0	28.0	
	<i>Population residing in urban areas</i>	26.7	16.4	
	2015	2018		
target 1.4	By 2030, ensure that all men and women, in particular the poor and the vulnerable, have equal rights to economic resources, as well as access to basic services, ownership and control over land and other forms of property, inheritance, natural resources, appropriate new technology and financial services, including microfinance			
1.4.1p1	Percentage of women ages 15-49 with a live birth in the five years preceding the survey who received antenatal care, delivery assistance, or postnatal care from health personnel for the most recent birth			
1.4.1p1.1	Percentage of women ages 15-49 who received antenatal care from skilled health personnel for the most recent birth	94.6	94.2	NDHS, PSA
		2013	2017	
1.4.1p1.2	Percentage of women ages 15-49 with a live birth delivery who were assisted by skilled health personnel	63.3	78.7	NDHS, PSA
		2013	2017	
1.4.1p1.3	Percentage of women ages 15-49 with a postnatal check-up in the first two days after birth	58.1	68.6	NDHS, PSA
		2013	2017	
1.4.1p2	Percentage of all women and currently married women ages 15-49 who have ever used any contraceptive methods	50.7	53.5	NDHS, PSA
		2013	2017	
1.4.1p3	Percentage of population that visited a health facility or sought advice or treatment in the 30 days preceding the survey	10.4	5.0	NDHS, PSA
		2013	2017	
1.4.1p4	Net Enrolment Rate in kindergarten	79.3	73.4	EBEIS, DepEd-X
	<i>Bukidnon</i>	80.2	81.0	
	<i>Cagayan de Oro City</i>	88.6	80.2	
	<i>Camiguin</i>	81.2	69.9	
	<i>El Salvador</i>	95.5	74.4	
	<i>Gingoog City</i>	81.1	67.2	
	<i>Iligan City</i>	76.1	70.0	
	<i>Lanao del Norte</i>	64.4	60.9	
	<i>Malaybalay City</i>	86.5	98.2	
	<i>Misamis Occidental</i>	71.9	60.4	
	<i>Misamis Oriental</i>	87.9	72.5	
	<i>Oroquieta City</i>	73.3	57.5	
	<i>Ozamis City</i>	78.2	68.0	
	<i>Tangub City</i>	90.2	67.0	



Goals/Targets/Indicators	Baseline	Latest	Data Source Agency
--------------------------	----------	--------	--------------------



GOAL 1. ERADICATE EXTREME POVERTY AND HUNGER

Boys	<i>Valencia City</i>	81.8 2015	96.6 2019	
		78.9	72.7	
	<i>Bukidnon</i>	79.5	78.8	
	<i>Cagayan de Oro City</i>	87.3	80.8	
	<i>Camiguin</i>	81.1	71.4	
	<i>El Salvador</i>	85.9	74.6	
	<i>Gingoog City</i>	81.5	68.1	
	<i>Iligan City</i>	74.7	67.7	
	<i>Lanao del Norte</i>	64.2	59.1	
	<i>Malaybalay City</i>	86.3	99.5	
	<i>Misamis Occidental</i>	73.4	60.0	
	<i>Misamis Oriental</i>	87.4	73.3	
	<i>Oroquieta City</i>	76.7	59.4	
	<i>Ozamis City</i>	79.8	70.5	
	<i>Tangub City</i>	84.7	69.2	
	<i>Valencia City</i>	83.6 2015	94.0 2019	
		79.7	74.0	
Girls	<i>Bukidnon</i>	80.9	83.3	
	<i>Cagayan de Oro City</i>	89.8	79.6	
	<i>Camiguin</i>	81.2	68.4	
	<i>El Salvador</i>	105.7	74.2	
	<i>Gingoog City</i>	80.6	66.3	
	<i>Iligan City</i>	77.5	72.6	
	<i>Lanao del Norte</i>	64.7	62.7	
	<i>Malaybalay City</i>	86.7	96.9	
	<i>Misamis Occidental</i>	70.3	60.7	
	<i>Misamis Oriental</i>	88.3	71.6	
	<i>Oroquieta City</i>	69.8	55.6	
	<i>Ozamis City</i>	76.6	65.4	
	<i>Tangub City</i>	96.0	64.6	
	<i>Valencia City</i>	80.0 2015	99.2 2019	
		102.3	105.8	EBEIS, DepEd-X
Boys	<i>Bukidnon</i>	105.1	119.2	
	<i>Cagayan de Oro City</i>	129.9	114.4	
	<i>Camiguin</i>	105.0	91.0	
	<i>El Salvador</i>	126.8	100.8	
	<i>Gingoog City</i>	99.7	94.1	
	<i>Iligan City</i>	109.4	113.2	
	<i>Lanao del Norte</i>	77.6	92.5	
	<i>Malaybalay City</i>	112.8	141.2	
	<i>Misamis Occidental</i>	84.0	80.2	
	<i>Misamis Oriental</i>	106.7	101.2	
	<i>Oroquieta City</i>	90.1	72.4	
	<i>Ozamis City</i>	96.6	91.8	
	<i>Tangub City</i>	102.7	86.7	
	<i>Valencia City</i>	103.0 2015	135.8 2019	
		103.7	108.4	
Girls	<i>Bukidnon</i>	107.2	120.8	
	<i>Cagayan de Oro City</i>	131.8	118.7	
	<i>Camiguin</i>	105.9	95.0	
	<i>El Salvador</i>	118.7	106.6	
	<i>Gingoog City</i>	103.1	97.3	
	<i>Iligan City</i>	110.6	114.4	
	<i>Lanao del Norte</i>	77.8	93.6	
	<i>Malaybalay City</i>	114.3	145.6	
	<i>Misamis Occidental</i>	86.1	81.1	
	<i>Misamis Oriental</i>	107.1	105.9	
	<i>Oroquieta City</i>	93.1	75.3	
	<i>Ozamis City</i>	100.4	96.1	
	<i>Tangub City</i>	98.7	91.0	
	<i>Valencia City</i>	106.3 2015	137.6 2019	
		100.9	103.1	
Girls	<i>Bukidnon</i>	103.0	117.5	
	<i>Cagayan de Oro City</i>	127.9	110.0	
	<i>Camiguin</i>	104.1	86.7	
	<i>El Salvador</i>	135.3	94.6	
	<i>Gingoog City</i>	96.0	90.6	
	<i>Iligan City</i>	108.1	111.9	
	<i>Lanao del Norte</i>	77.5	91.4	



Goals/Targets/Indicators	Baseline	Latest	Data Source Agency
GOAL 1. ERADICATE EXTREME POVERTY AND HUNGER			
	111.2	136.6	
<i>Malaybalay City</i>	81.9	79.3	
<i>Misamis Occidental</i>	106.3	96.3	
<i>Misamis Oriental</i>	87.1	69.5	
<i>Oroquieta City</i>	92.9	87.4	
<i>Ozamis City</i>	107.1	82.2	
<i>Tangub City</i>	99.7	133.9	
<i>Valencia City</i>	2015	2019	
1.4.1p5 Net Enrolment Rate in elementary	94.8	99.2	EBEIS, DepEd-X
<i>Bukidnon</i>	97.4	106.1	
<i>Cagayan de Oro City</i>	108.1	111.7	
<i>Camiguin</i>	96.8	97.1	
<i>El Salvador</i>	109.2	115.1	
<i>Gingoog City</i>	96.9	97.1	
<i>Iligan City</i>	100.5	102.6	
<i>Lanao del Norte</i>	72.3	75.4	
<i>Malaybalay City</i>	99.1	115.2	
<i>Misamis Occidental</i>	88.1	85.0	
<i>Misamis Oriental</i>	99.8	103.8	
<i>Oroquieta City</i>	95.7	92.6	
<i>Ozamis City</i>	99.2	94.7	
<i>Tangub City</i>	93.8	92.7	
<i>Valencia City</i>	102.5	116.6	
	2015	2019	
Boys	95.4	100.1	
<i>Bukidnon</i>	98.2	106.7	
<i>Cagayan de Oro City</i>	108.4	113.1	
<i>Camiguin</i>	97.7	97.9	
<i>El Salvador</i>	109.5	113.4	
<i>Gingoog City</i>	97.0	99.0	
<i>Iligan City</i>	100.9	103.7	
<i>Lanao del Norte</i>	73.0	75.5	
<i>Malaybalay City</i>	99.3	113.7	
<i>Misamis Occidental</i>	88.8	86.5	
<i>Misamis Oriental</i>	99.8	104.9	
<i>Oroquieta City</i>	95.4	94.6	
<i>Ozamis City</i>	99.6	95.8	
<i>Tangub City</i>	95.6	94.6	
<i>Valencia City</i>	104.7	118.5	
	2015	2019	
Girls	94.1	98.3	
<i>Bukidnon</i>	96.6	105.5	
<i>Cagayan de Oro City</i>	107.7	110.2	
<i>Camiguin</i>	95.8	96.3	
<i>El Salvador</i>	109.0	117.0	
<i>Gingoog City</i>	96.9	95.0	
<i>Iligan City</i>	100.0	101.5	
<i>Lanao del Norte</i>	71.6	75.4	
<i>Malaybalay City</i>	98.9	116.8	
<i>Misamis Occidental</i>	87.3	83.5	
<i>Misamis Oriental</i>	99.9	102.6	
<i>Oroquieta City</i>	96.1	90.6	
<i>Ozamis City</i>	98.7	93.5	
<i>Tangub City</i>	92.0	90.9	
<i>Valencia City</i>	100.1	114.6	
	2015	2019	
Gross Enrolment Rate in elementary	113.8	108.8	EBEIS, DepEd-X
<i>Bukidnon</i>	120.2	118.6	
<i>Cagayan de Oro City</i>	127.3	121.9	
<i>Camiguin</i>	112.9	102.9	
<i>El Salvador</i>	126.0	124.9	
<i>Gingoog City</i>	116.9	107.3	
<i>Iligan City</i>	119.7	114.8	
<i>Lanao del Norte</i>	86.8	83.5	
<i>Malaybalay City</i>	120.5	125.8	
<i>Misamis Occidental</i>	103.5	90.9	
<i>Misamis Oriental</i>	119.1	111.8	
<i>Oroquieta City</i>	110.8	99.0	
<i>Ozamis City</i>	114.0	100.1	
<i>Tangub City</i>	109.7	97.8	
<i>Valencia City</i>	125.4	128.2	
	2015	2019	



Goals/Targets/Indicators	Baseline	Latest	Data Source Agency
--------------------------	----------	--------	--------------------



GOAL 1. ERADICATE EXTREME POVERTY AND HUNGER

Boys		117.4	111.7
	<i>Bukidnon</i>	124.4	122.0
	<i>Cagayan de Oro City</i>	130.2	125.2
	<i>Camiguin</i>	116.7	105.0
	<i>El Salvador</i>	127.6	124.6
	<i>Gingoog City</i>	120.4	111.2
	<i>Iligan City</i>	123.0	118.4
	<i>Lanao del Norte</i>	89.9	85.0
	<i>Malaybalay City</i>	123.1	126.8
	<i>Misamis Occidental</i>	107.0	93.5
	<i>Misamis Oriental</i>	122.0	114.5
	<i>Oroquieta City</i>	113.9	102.2
	<i>Ozamis City</i>	117.0	102.6
	<i>Tangub City</i>	115.7	100.7
	<i>Valencia City</i>	130.9	133.1
	2015		2019
Girls		110.1	105.9
	<i>Bukidnon</i>	115.9	115.3
	<i>Cagayan de Oro City</i>	124.4	118.4
	<i>Camiguin</i>	108.9	100.7
	<i>El Salvador</i>	124.2	125.3
	<i>Gingoog City</i>	113.1	103.1
	<i>Iligan City</i>	116.3	111.1
	<i>Lanao del Norte</i>	83.6	81.9
	<i>Malaybalay City</i>	117.7	124.7
	<i>Misamis Occidental</i>	99.8	88.2
	<i>Misamis Oriental</i>	116.0	108.9
	<i>Oroquieta City</i>	107.5	95.7
	<i>Ozamis City</i>	110.9	97.5
	<i>Tangub City</i>	103.7	94.8
	<i>Valencia City</i>	119.7	123.2
	2015		2019

1.4.1p6 Net Enrolment Rate in secondary education

EBEIS, DepEd-X

Junior High School		65.1	76.8
	<i>Bukidnon</i>	54.5	71.1
	<i>Cagayan de Oro City</i>	70.3	77.8
	<i>Camiguin</i>	77.6	89.4
	<i>El Salvador</i>	67.0	88.7
	<i>Gingoog City</i>	68.4	80.9
	<i>Iligan City</i>	69.4	78.7
	<i>Lanao del Norte</i>	44.2	52.3
	<i>Malaybalay City</i>	81.3	93.0
	<i>Misamis Occidental</i>	69.3	72.8
	<i>Misamis Oriental</i>	82.4	97.7
	<i>Oroquieta City</i>	91.9	98.1
	<i>Ozamis City</i>	79.0	87.3
	<i>Tangub City</i>	82.1	91.1
	<i>Valencia City</i>	65.5	83.5
	2016		2019
Boys		59.3	72.5
	<i>Bukidnon</i>	47.8	65.5
	<i>Cagayan de Oro City</i>	66.0	73.5
	<i>Camiguin</i>	72.5	86.9
	<i>El Salvador</i>	62.2	89.1
	<i>Gingoog City</i>	61.2	76.0
	<i>Iligan City</i>	63.3	74.9
	<i>Lanao del Norte</i>	39.9	48.9
	<i>Malaybalay City</i>	74.2	86.8
	<i>Misamis Occidental</i>	63.3	69.4
	<i>Misamis Oriental</i>	75.2	92.0
	<i>Oroquieta City</i>	87.2	95.1
	<i>Ozamis City</i>	74.9	85.8
	<i>Tangub City</i>	76.8	88.5
	<i>Valencia City</i>	60.5	81.3
	2016		2019
Girls		71.1	81.1
	<i>Bukidnon</i>	61.6	76.8
	<i>Cagayan de Oro City</i>	74.6	82.2
	<i>Camiguin</i>	83.0	92.0



Goals/Targets/Indicators	Baseline	Latest	Data Source Agency
--------------------------	----------	--------	--------------------

1 NO POVERTY



GOAL 1. ERADICATE EXTREME POVERTY AND HUNGER

	<i>El Salvador</i>	72.3	88.2
	<i>Gingoog City</i>	76.0	86.0
	<i>Iligan City</i>	75.7	82.4
	<i>Lanao del Norte</i>	48.6	55.6
	<i>Malaybalay City</i>	88.7	99.4
	<i>Misamis Occidental</i>	75.7	76.4
	<i>Misamis Oriental</i>	90.2	103.8
	<i>Oroquieta City</i>	96.7	101.0
	<i>Ozamis City</i>	83.1	88.7
	<i>Tangub City</i>	87.6	93.7
	<i>Valencia City</i>	70.6	85.8
	2016		2019
Senior High School		29.0	38.1
	<i>Bukidnon</i>	19.9	27.5
	<i>Cagayan de Oro City</i>	54.5	61.8
	<i>Camiguin</i>	36.6	45.3
	<i>El Salvador</i>	22.0	27.4
	<i>Gingoog City</i>	36.8	46.1
	<i>Iligan City</i>	34.0	40.8
	<i>Lanao del Norte</i>	14.9	23.7
	<i>Malaybalay City</i>	39.8	49.3
	<i>Misamis Occidental</i>	23.2	35.8
	<i>Misamis Oriental</i>	24.0	34.3
	<i>Oroquieta City</i>	53.7	69.8
	<i>Ozamis City</i>	50.5	61.0
	<i>Tangub City</i>	39.8	55.9
	<i>Valencia City</i>	23.7	34.5
	2016		2019
Boys		22.3	31.0
	<i>Bukidnon</i>	14.6	21.0
	<i>Cagayan de Oro City</i>	43.8	54.0
	<i>Camiguin</i>	26.6	41.7
	<i>El Salvador</i>	19.0	22.2
	<i>Gingoog City</i>	26.9	37.5
	<i>Iligan City</i>	26.7	33.0
	<i>Lanao del Norte</i>	11.3	18.2
	<i>Malaybalay City</i>	29.8	41.6
	<i>Misamis Occidental</i>	18.4	29.2
	<i>Misamis Oriental</i>	18.9	27.8
	<i>Oroquieta City</i>	42.4	56.0
	<i>Ozamis City</i>	42.6	53.2
	<i>Tangub City</i>	29.5	44.5
	<i>Valencia City</i>	18.9	29.0
	2016		2019
Girls		36.0	45.5
	<i>Bukidnon</i>	25.7	34.5
	<i>Cagayan de Oro City</i>	65.0	69.4
	<i>Camiguin</i>	47.2	49.2
	<i>El Salvador</i>	25.4	33.4
	<i>Gingoog City</i>	47.2	55.6
	<i>Iligan City</i>	41.1	48.4
	<i>Lanao del Norte</i>	18.7	29.4
	<i>Malaybalay City</i>	49.5	57.1
	<i>Misamis Occidental</i>	28.6	43.2
	<i>Misamis Oriental</i>	29.8	41.7
	<i>Oroquieta City</i>	65.8	84.6
	<i>Ozamis City</i>	58.2	68.5
	<i>Tangub City</i>	50.4	67.8
	<i>Valencia City</i>	28.5	40.1
	2016		2019

Gross Enrolment Rate in secondary education

EBEIS, DepEd-X

Junior High School

83.6 **97.2**

<i>Bukidnon</i>	71.8	90.3
<i>Cagayan de Oro City</i>	89.8	99.2
<i>Camiguin</i>	99.0	111.4
<i>El Salvador</i>	87.1	109.7
<i>Gingoog City</i>	87.6	104.0
<i>Iligan City</i>	92.1	102.4
<i>Lanao del Norte</i>	58.6	67.8
<i>Malaybalay City</i>	103.7	119.8
<i>Misamis Occidental</i>	87.0	87.7



Goals/Targets/Indicators	Baseline	Latest	Data Source Agency
--------------------------	----------	--------	--------------------

1 NO POVERTY

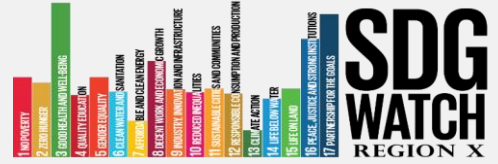




GOAL 1. ERADICATE EXTREME POVERTY AND HUNGER

	Misamis Oriental	102.8	122.2
	Oroquieta City	114.1	119.6
	Ozamis City	95.7	104.8
	Tangub City	103.1	111.8
	Valencia City	84.8	108.1
		2016	2019
Boys		79.9	95.2
	Bukidnon	66.7	86.8
	Cagayan de Oro City	87.8	96.8
	Camiguin	98.5	112.2
	El Salvador	86.4	111.9
	Gingoog City	82.4	102.1
	Iligan City	88.2	101.0
	Lanao del Norte	55.0	66.1
	Malaybalay City	99.1	116.5
	Misamis Occidental	82.6	85.9
	Misamis Oriental	98.1	119.3
	Oroquieta City	113.6	121.4
	Ozamis City	93.8	105.9
	Tangub City	100.8	113.1
	Valencia City	82.4	109.7
		2016	2019
Girls		87.6	99.2
	Bukidnon	77.1	93.8
	Cagayan de Oro City	91.9	101.8
	Camiguin	99.6	110.6
	El Salvador	87.9	107.4
	Gingoog City	93.2	105.9
	Iligan City	96.1	103.7
	Lanao del Norte	62.3	69.4
	Malaybalay City	108.5	123.1
	Misamis Occidental	91.8	89.7
	Misamis Oriental	107.9	125.2
	Oroquieta City	114.6	117.8
	Ozamis City	97.6	103.8
	Tangub City	105.6	110.5
	Valencia City	87.2	106.4
		2016	2019
Senior High School		65.8	68.9
	Bukidnon	50.6	50.9
	Cagayan de Oro City	111.1	108.6
	Camiguin	77.8	81.8
	El Salvador	62.1	51.2
	Gingoog City	83.3	81.6
	Iligan City	79.3	79.5
	Lanao del Norte	37.5	45.4
	Malaybalay City	90.2	90.0
	Misamis Occidental	57.9	63.5
	Misamis Oriental	55.8	61.7
	Oroquieta City	107.3	112.8
	Ozamis City	92.6	95.8
	Tangub City	89.8	97.5
	Valencia City	54.3	66.5
		2016	2019
Boys		60.1	63.3
	Bukidnon	44.9	45.0
	Cagayan de Oro City	101.8	104.0
	Camiguin	70.6	83.8
	El Salvador	63.2	47.3
	Gingoog City	74.2	73.6
	Iligan City	74.1	73.6
	Lanao del Norte	32.7	39.5
	Malaybalay City	84.5	85.6
	Misamis Occidental	55.9	58.0
	Misamis Oriental	52.9	56.8
	Oroquieta City	93.6	101.6
	Ozamis City	88.8	93.3
	Tangub City	82.3	89.3
	Valencia City	51.8	64.0
		2016	2019
Girls		72.0	74.9
	Bukidnon	56.9	57.3
	Cagayan de Oro City	120.1	113.0



Goals/Targets/Indicators	Baseline	Latest	Data Source Agency
<h2 style="color: red;">GOAL 1. ERADICATE EXTREME POVERTY AND HUNGER</h2>			
<i>Camiguin</i> <i>El Salvador</i> <i>Gingoog City</i> <i>Iligan City</i> <i>Lanao del Norte</i> <i>Malaybalay City</i> <i>Misamis Occidental</i> <i>Misamis Oriental</i> <i>Oroquieta City</i> <i>Ozamis City</i> <i>Tangub City</i> <i>Valencia City</i>	85.5 60.9 92.8 84.5 42.8 95.8 60.0 59.0 121.8 96.4 97.5 56.9 2016	79.7 55.8 90.4 85.3 51.6 94.5 69.6 67.3 124.6 98.3 106.1 69.1 2019	
1.4.1p7 Proportion of families with access to improved water supply	94.0 2019	98.4 2020	APIS, PSA
Proportion of population with access to safe water	94.1 2015	93.5 2019	Department of Health-X
1.4.1p8 Proportion of population living in households with access to sanitary facility	94.0 2019	93.6 2020	APIS, PSA
1.4.1p9 Proportion of families with owned or owner-like possession of housing units	68.2 2015 65.1 2019	70.1 2018	FIES, PSA APIS, PSA
1.4.2p1 Proportion of families with access to secure tenure	96.9 2015 99.7 2019	97.6 2018	FIES, PSA APIS, PSA
target 1.5	By 2030, build the resilience of the poor and those in vulnerable situations and reduce their exposure and vulnerability to climate-related extreme events and other economic, social and environmental shocks and disasters		
1.5.1 Number of deaths, missing persons and directly affected persons attributed to disasters per 100,000 population			
1.5.1.1 Number of deaths attributed to disasters		4	Office of Civil Defense-X
<i>Bukidnon</i> <i>Camiguin</i> <i>Lanao del Norte</i> <i>Misamis Occidental</i> <i>Misamis Oriental</i> <i>Cagayan de Oro City</i> <i>Iligan City</i>		1 0 1 4 3 14 16 2020	
1.5.1.2 Number of missing persons attributed to disasters		0	Office of Civil Defense-X
<i>Bukidnon</i> <i>Camiguin</i> <i>Lanao del Norte</i> <i>Misamis Occidental</i> <i>Misamis Oriental</i> <i>Cagayan de Oro City</i> <i>Iligan City</i>		0 0 0 2 0 0 0 2020	
1.5.1.3 Number of directly affected persons attributed to disasters		70	Office of Civil Defense-X
<i>Bukidnon</i> <i>Camiguin</i> <i>Lanao del Norte</i> <i>Misamis Occidental</i> <i>Misamis Oriental</i> <i>Cagayan de Oro City</i> <i>Iligan City</i>		88 1 26 126 17 102 3 2020	
1.5.4 Proportion of local governments that adopt and implement local disaster risk reduction strategies in line with national disaster risk reduction strategies		90.2	Office of Civil Defense-X



Goals/Targets/Indicators	Baseline	Latest	Data Source Agency
  <h2 style="color: red; margin: 0;">GOAL 1. ERADICATE EXTREME POVERTY AND HUNGER</h2>			
<i>Bukidnon</i> <i>Camiguin</i> <i>Lanao del Norte</i> <i>Misamis Occidental</i> <i>Misamis Oriental</i> <i>Cagayan de Oro City</i> <i>Iligan City</i>		100.0 100.0 100.0 76.5 80.0 100.0 100.0 2020	
The SDG Watch is compiled by the Philippine Statistics Authority as the official repository of SDG indicators in the Philippines per PSA Board Resolution No. 09 Series of 2017 . More statistical information on the Philippine SDGs can be accessed at https://psa.gov.ph/sdg .			