

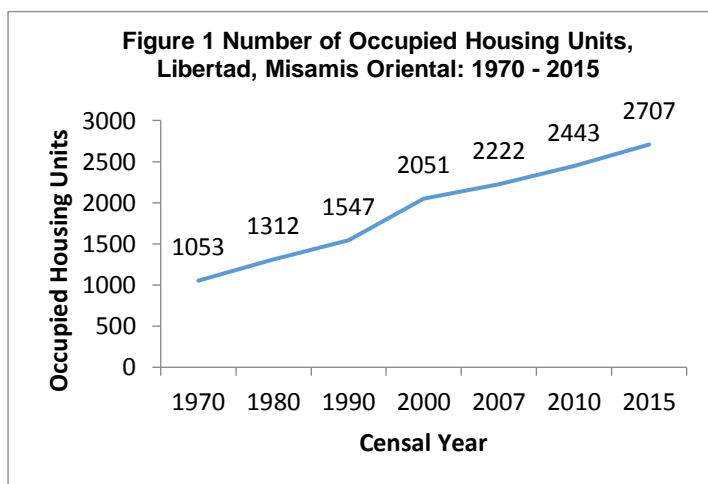
SPECIAL RELEASE

2015 Census of Population: Housing Statistics in Libertad, Misamis Oriental

Date of Release: September 2020

Reference No. 2020- 14

Libertad is a coastal municipality situated in the province of Misamis Oriental. Its population as determined by the 2015 Census of Population was 12,349.



Municipality of Libertad Shows Increasing Trend of Occupied Housing Units Since 1970 - 2015

In figure 1 an increasing trend of the number of occupied housing units is observed from 1970 to 2015 in the Municipality of Libertad, Misamis Oriental based on the results of Census of Population in every censal year.

In 2015, the number of occupied housing units of the municipality reached its highest point with 2707 housing units. An occurrence of increase with 10.8 percent from 2443 housing units of 2010 to 2015 was recorded.

Table 1. Number of Occupied Housing Units, Number of Households, Household Population, and Ratio of Households and Household Population to Occupied Housing Units by Building Type

Type of Building	Occupied Housing Units	Number of Households*	Household Population*	Average Household Size	Ratio of Households to Occupied Housing Units	Ratio of Household Population to Occupied Housing Units
Total	2707	2718	12349	4.54	1.00	4.56
Single house	2574	2583	11801	4.57	1.00	4.58
Duplex	105	105	449	4.28	1.00	4.28
Multi-unit residential	26	26	87	3.35	1.00	3.35
Commercial/industrial/agricultural	-	-	-	-	-	-
Institutional living quarter	-	-	-	-	-	-
Others	-	-	-	-	-	-
Not Reported	2	4	12	3	2	6

Source: Philippine Statistics Authority, 2015 Census of Population



SPECIAL RELEASE

Average Household Size Reached 4.56 per Occupied Household Unit

A total of 2,707 occupied housing units were recorded in year 2015. This has an equivalent ratio of 1.0 to number of households which is 2,718. Relevantly an average size of 4.56 or 5 members per occupied household unit in the municipality was registered. Please see table 1.

Single Houses is at 95 percent

In 2015, single houses dominantly composed the 95 percent of the total occupied housing units of the municipality. The rest 5 percent were duplex, multi-unit residential and are not reported type of building. Refer to table 1.

Most owned and single houses type of building comprised 45.9 percent of Occupied Housing Units

Almost half or 45.9 percent of the total number of households have own or owner like possession of house and lot and were living in single house type of building. Also, there were 1,001 or 36.8 percent that resides in single houses and have own house rent-free lot with consent of owner as tenure status. The 17.3 percent of the households were living with other tenure status and type of building.




TABLE 2. Number of Households by Type of Building, Tenure Status of the Housing Unit/Lot: 2015

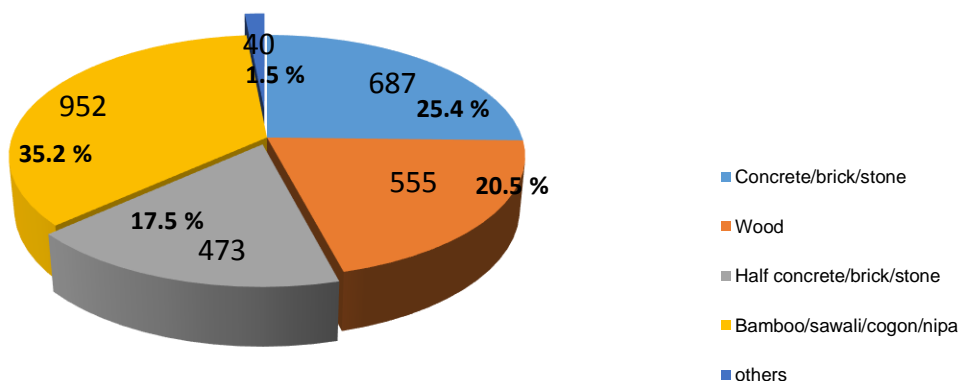
Tenure Status of the Housing Unit and Lot	Number of Households	Type of Building						
		Single house	Duplex	Multi-unit residential	Commercial/ industrial/ agricultural	Institutional living quarter	Others	Not Reported
Total	2718	2583	105	26	-	-	-	4
Own or owner like possession of house and lot	1298	1247	41	7	-	-	-	3
Rent house/room including lot	74	58	9	7	-	-	-	-
Own house rent lot	25	23	1	-	-	-	-	1
Own house rent-free lot with consent of owner	1040	1001	38	1	-	-	-	-
Own house rent-free lot without consent of owner	13	12	1	-	-	-	-	-
Rent-free house and lot with consent of owner	233	209	14	10	-	-	-	-
Rent-free house and lot without consent of owner	35	33	1	1	-	-	-	-
Not Applicable	-	-	-	-	-	-	-	-
Not Reported	-	-	-	-	-	-	-	-

Source: Philippine Statistics Authority, 2015 Census of Population

SPECIAL RELEASE

Most of the outer walls of the occupied housing units were made of light materials

Figure 2. Occupied Housing Units by Construction Materials of th Outer Walls: Libertad, Misamis Oriental 2015



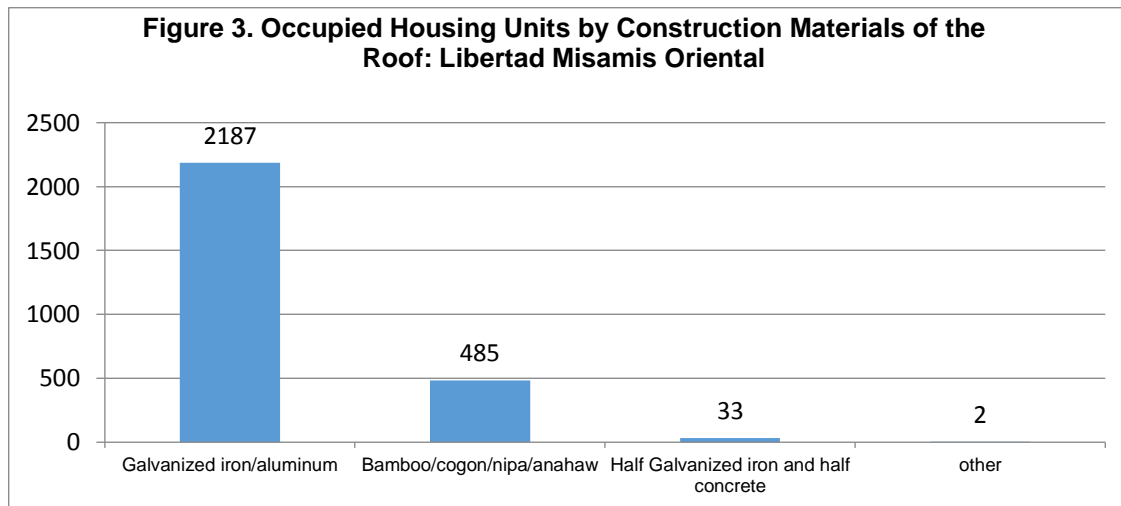
Most of the construction materials used for the outer walls were made of light materials. There were 952 or 35.2 percent of the total occupied units have bamboo/sawali/cogon/nipa used for their outer walls. Concrete/brick/stone were used by 687 or 25.4 percent of the total. Moreover, 555 or 20.5 of the total used wood while 473 or 17.5 percent used half concrete/brick/stone for the construction of their outer walls.

Strong materials mostly preferred as construction material for roof

In the municipality of Libertad strong materials were mostly preferred in construction of roof per household. In the total occupied housing units of 2,718, there are 2,187 or 80.8 percent preferred strong materials like galvanized iron/aluminium. There were 485 or 17.9 percent of the total which used light material as bamboo/cogon/nipa/anahaw. Also, half galvanized iron and half concrete was recorded



SPECIAL RELEASE



Electricity ranked first in Kind of Fuel for Lighting in all Households

In 2,718 total households of the municipality, electricity ranked first as the kind of fuel for lighting in year 2015. It comprised 2440 or 89.8 percent of the total households. It is then followed relevantly far by kerosene (gaas) with 7.5 percent. Also recorded in the 2015 census were 57 or 2.1 percent solar lamp user as their kind of fuel for lighting. Please see table 3 for reference.

user as their kind of fuel for lighting. Please see table 3 for reference.

TABLE 3. Number of Households by Kind of Fuel for Lighting : Libertad, Misamis Oriental 2015

Number of Households*	Fuel for Lighting						
	Electricity	Kerosene (Gaas)	Liquified Petroleum Gas (LPG)	Oil (vegetable animal and others)	Solar panel	Solar lamp	Others
2,718	2,440	203	-	1	1	57	11



SPECIAL RELEASE

Own use faucet community water system leads as main source of water supply for drinking and cooking

In source of water supply for drinking and cooking, most of the household in the municipality of libertad used own faucet community water system.

TABLE 4. Number of Households by Main Source of Water Supply for Drinking and City/Municipality: 2015

Number of Households*	Source of Water Supply for Drinking										
	Own use faucet community water system	Shared faucet community water system	Own use tubed/pipe deep well	Shared tubed/pipe deep well	Tubed/pipe shallow well	Dug well	Protected spring	Unprotected spring	Lake, river, rain and others	Peddler	Bottled water
2,718	1,319	728	13	193	-	18	29	1	14	7	396

Source: Philippine Statistics Authority. 2015 Census of Population

For drinking, almost half of the total number of households or 48.5 percent used own faucet community water system as their source of water supply. Shared faucet community water system, bottled water and own use tubed/pipe deep well were also used in the municipality as their source of ewater supply for drinking with equivalent percentage of 26.8 percent, 14.6 percent and 7.1 percent respectively.

Meanwhile, for cooking, 61.6 percent used own faucet community water system as their source of water supply. Shared faucet community water system and shared tubed/pipe deep comprised 34.4 percent and 7.5 percent respectively.

TABLE 5. Number of Households by Main Source of Water Supply for Cooking: Libertad, Misamis Oriental 2015

Number of Households*	Source of Water Supply for Cooking										
	Own use faucet community water system	Shared faucet community water system	Own use tubed/pipe deep well	Shared tubed/pipe deep well	Tubed/pipe shallow well	Dug well	Protected spring	Unprotected spring	Lake, river, rain and others	Peddler	Bottled water
2,718	1,319	728	13	193	-	18	29	1	15	5	1

Source: Philippine Statistics Authority. 2015 Census of Population



JANITH C. AVES, C.E., D.M.
Chief Statistical Specialist

