

SPECIAL RELEASE

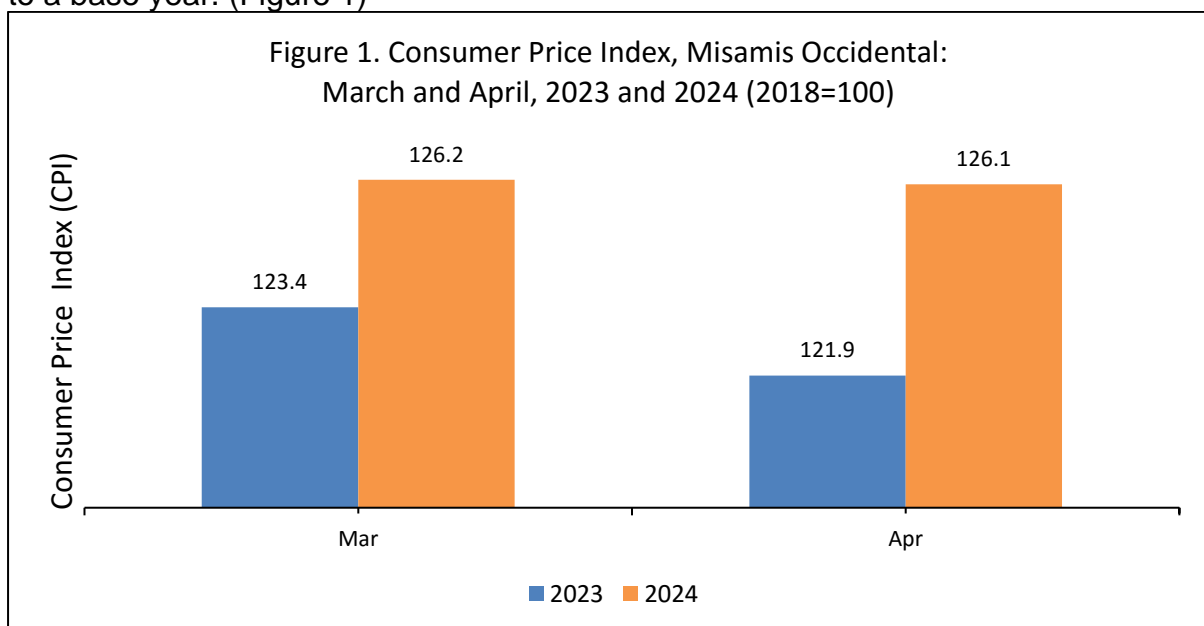
Highlights of the Consumer Price Index in Misamis Occidental for the Month of April 2024 (2018 = 100)



Date of Release: May 08, 2024
Reference No.: PSAMISOCC-SR-2024-15

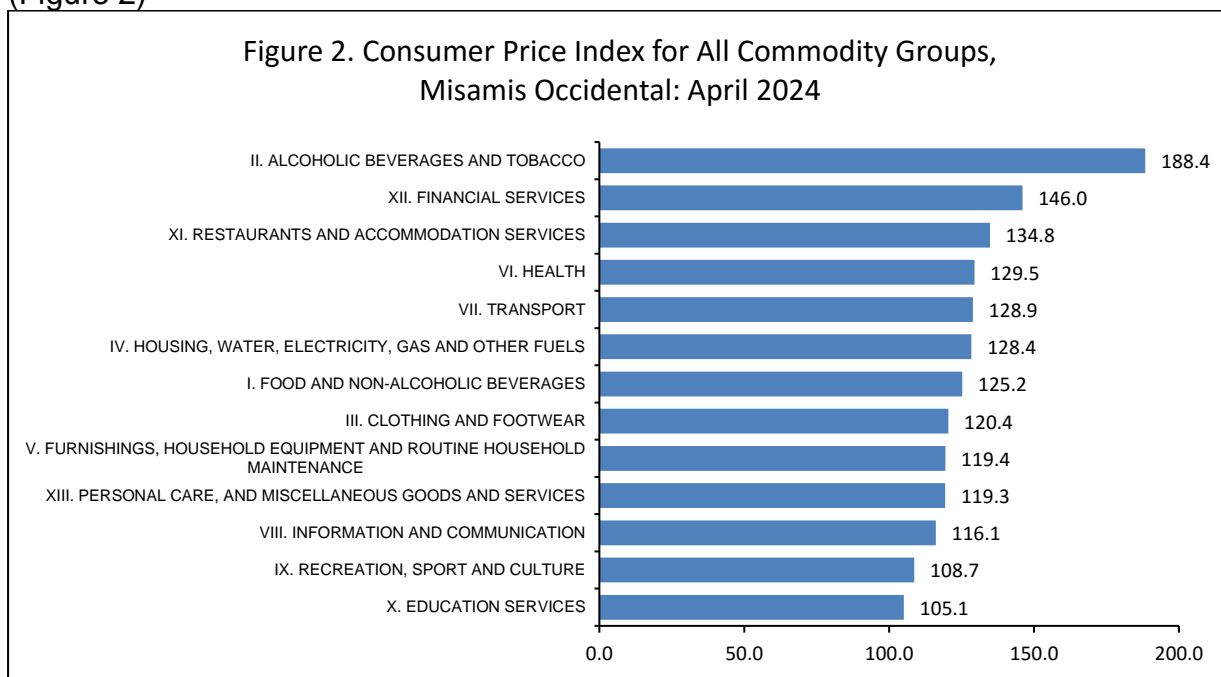
Consumer Price Index (CPI) in Misamis Occidental declined to 126.1

The CPI in Misamis Occidental for the month of April 2024 declined at 126.1 from 126.2 in the previous month. A CPI of 126.1 implies that the same basket of goods and services worth 100 pesos in 2018 had increased by 26.1 percent in April 2024. Compared to the CPI recorded in the months of March and April 2023, it increased from 123.4 and 121.9 to 126.2 and 126.1 in March and April 2024, respectively. The Consumer Price Index (CPI) is an indicator of the change in the average retail prices of a fixed basket of goods and services commonly purchased by households relative to a base year. (Figure 1)



Source: Philippine Statistics Authority

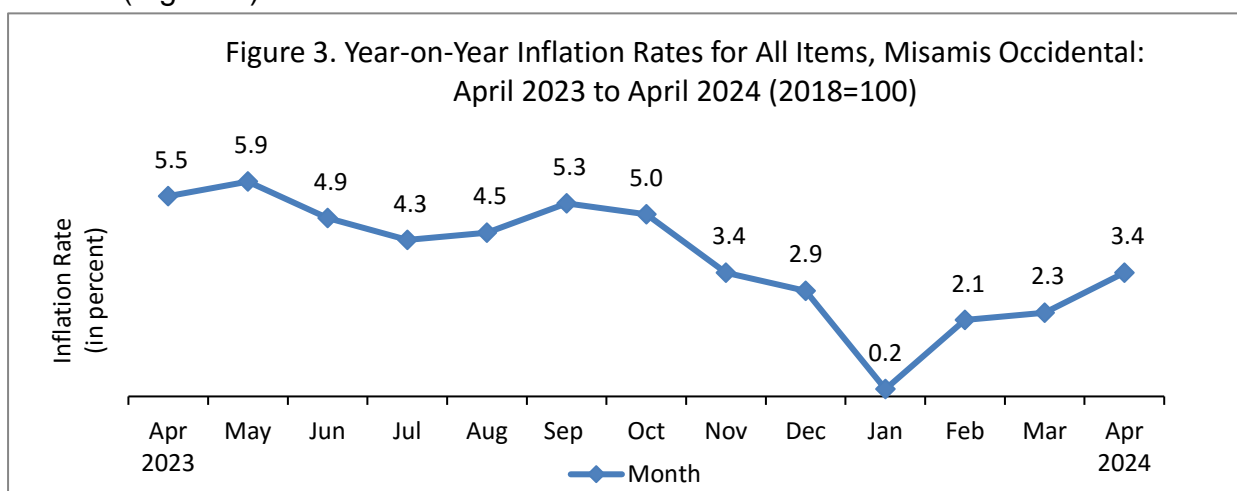
Among the commodity groups, Alcoholic Beverages and Tobacco posted the highest CPI in April 2024 which accelerated at 188.4 from 177.2 in the previous month, followed by Financial Services which remained at 146.0, and Restaurants and Accommodation Services which increased slightly at 134.8 from 134.6 in the previous month. On the other hand, Information and Communication at 116.1, Recreation, Sport, and Culture at 108.7 and Education Services at 105.1 remained the bottom three commodity groups with the lowest CPI recorded in the month of April 2024. (Figure 2)



Source: Philippine Statistics Authority

April 2024 Inflation Rate (IR) in the province posted at 3.4 percent

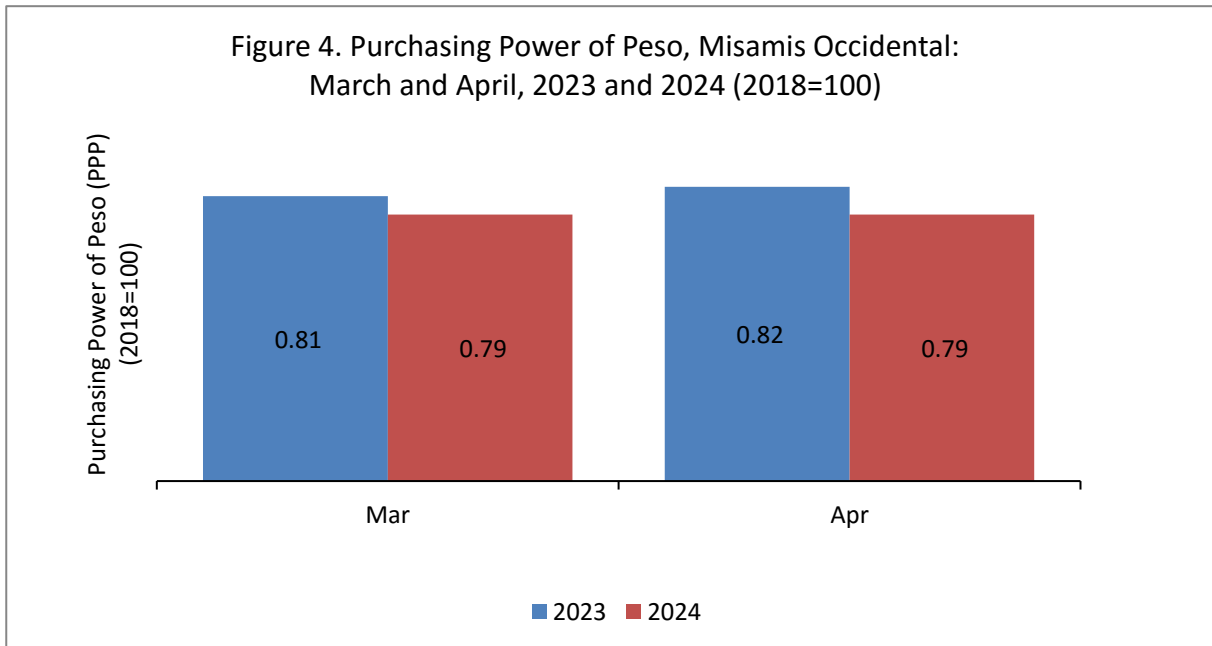
Provincial inflation in April 2024 escalate to 3.4 percent from 2.3 percent in March 2024. Furthermore, it is lower by 2.1 percentage points compared to 5.5 percent in April 2023. Inflation is the rate of increase in prices over a given period of time. (Figure 3)



Source: Philippine Statistics Authority

Purchasing Power of Peso (PPP) maintained at PhP0.79 in April 2024

The Purchasing Power of Peso (PPP) shows the real value of peso relative to the base period. The PPP in Misamis Occidental in April 2024 retained its value from the previous month at PhP0.79. A PPP of PhP0.79 means that a consumer's PhP100.00 in 2018 can only purchase PhP79.00 worth of goods and services in April 2024. (Figure 4)



Source: Philippine Statistics Authority

Prepared by:


MARK LESTER P. PATIC
COSW

Approved by:


JULIETA M. NACARIO
(Supervising Statistical Specialist)
Officer-In-Charge
Provincial Statistical Office – Misamis Occidental

Table 1. Consumer Price Index for All Commodity Groups, Misamis Occidental:
March and April 2024 (2018=100)

COMMODITY GROUP	Mar 2024	Apr 2024
ALL ITEMS	126.2	126.1
I. FOOD AND NON-ALCOHOLIC BEVERAGES	126.3	125.2
II. ALCOHOLIC BEVERAGES AND TOBACCO	177.2	188.4
III. CLOTHING AND FOOTWEAR	120.1	120.4
IV. HOUSING, WATER, ELECTRICITY, GAS AND OTHER FUELS	127.3	128.4
V. FURNISHINGS, HOUSEHOLD EQUIPMENT AND ROUTINE HOUSEHOLD MAINTENANCE	119.2	119.4
VI. HEALTH	126.9	129.5
VII. TRANSPORT	129.3	128.9
VIII. INFORMATION AND COMMUNICATION	116.1	116.1
IX. RECREATION, SPORT AND CULTURE	107.2	108.7
X. EDUCATION SERVICES	105.1	105.1
XI. RESTAURANTS AND ACCOMMODATION SERVICES	134.6	134.8
XII. FINANCIAL SERVICES	146.0	146.0
XIII. PERSONAL CARE, AND MISCELLANEOUS GOODS AND SERVICES	118.8	119.3

Source: Philippine Statistics Authority

TECHNICAL NOTES

Consumer Price Index (CPI) – The CPI is an indicator of the changes in the average retail prices of a fixed basket of goods and services commonly purchased by households relative to a base year.

Use of CPI – CPI is most widely used in the calculation of the inflation rate and purchasing power of peso. It is a major statistical series used for economic analysis and as a monitoring indicator of government economic policy.

Computation of CPI – The computation of the CPI involves consideration of the following important points:

- a. **Base Period** – The reference data or base period is the benchmark or reference date or period at which the index is taken as equal to 100.
- b. **Market Basket** – A sample of the thousands of varieties of goods purchased for consumption and services availed by the households in the country selected to represent the composite price behavior of all goods and services purchased by consumers.
- c. **Weighing System** – The weighing pattern uses the expenditures on various consumer items purchased by households as a proportion to total expenditure.
- d. **Formula** – The formula used in computing the CPI is the weighted arithmetic mean of price relatives, the Laspeyre's formula with a fixed base year period weights.
- e. **Geographic Coverage** – CPI values are computed at the national, regional, and provincial levels, and for selected cities.

Inflation Rate (IR) – is the rate of change of the CPI expressed in percent. Inflation is interpreted in terms of declining purchasing power of peso.

Purchasing Power of Peso (PPP) – shows how much the peso in the base period is worth in the current period. It is computed as the reciprocal of the CPI for the period under review multiplied by 100.