

# SPECIAL RELEASE

## Average Retail Prices of Selected Agricultural Commodities in Misamis Occidental for the Second Phase of July 2024 (Reference Period: 15 to 17 July 2024)

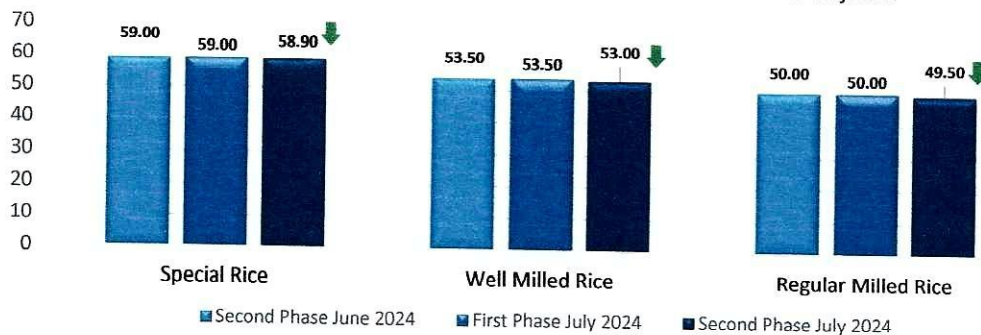
Date of Release: August 5, 2024

Reference No.: PSAMISOCC-SR-2024-25

### Rice

In the second phase of July 2024, the average retail prices of rice experienced a slight decline. The price of special rice decreased to PhP 58.90 per kilogram, well milled rice to PhP 53.50 per kilogram, and regular milled rice to PhP 49.50 per kilogram during this period. (see Figure 1)

Figure 1. Average Retail Price of Rice per Kilogram, Misamis Occidental:  
Second Phase of June 2024, and First Phase and Second Phase of July 2024



### Meat and Poultry


During the second phase of July 2024, the average retail prices of meat and poultry remained stable, with the exception of pork kasim and dressed chicken. Beef with bones maintained a price of PhP 275.00 per kilogram, while pure beef meat continued to be priced at PhP 380.00 per kilogram. Pork kasim experienced a slight increase to PhP 277.50 from PhP 272.50 per kilogram. Pork liempo remained unchanged at PhP 361.00 per kilogram, and pork meat with bones stayed at PhP 250.00 per kilogram.

However, dressed chicken saw an increase in price, rising to PhP 210.00 from PhP 195.00 per kilogram. (see Figure 2) Chicken egg (medium size) had a slight changed on its average retail price at PhP 9.54 per piece. (see Figure 3)

Figure 2. Average Retail Price of Meat and Poultry per Kilogram, Misamis Occidental: Second Phase of June 2024, First Phase and Second Phase of July 2024



Figure 3. Average Retail Price of Chicken Egg per piece, Misamis Occidental: Second Phase of June 2024, and First Phase and Second Phase of July 2024



## Fish

In Misamis Occidental, the price of a kilogram of bangus has decrease at an average retail price of PhP 180.00 per kilogram. (see Figure 4)

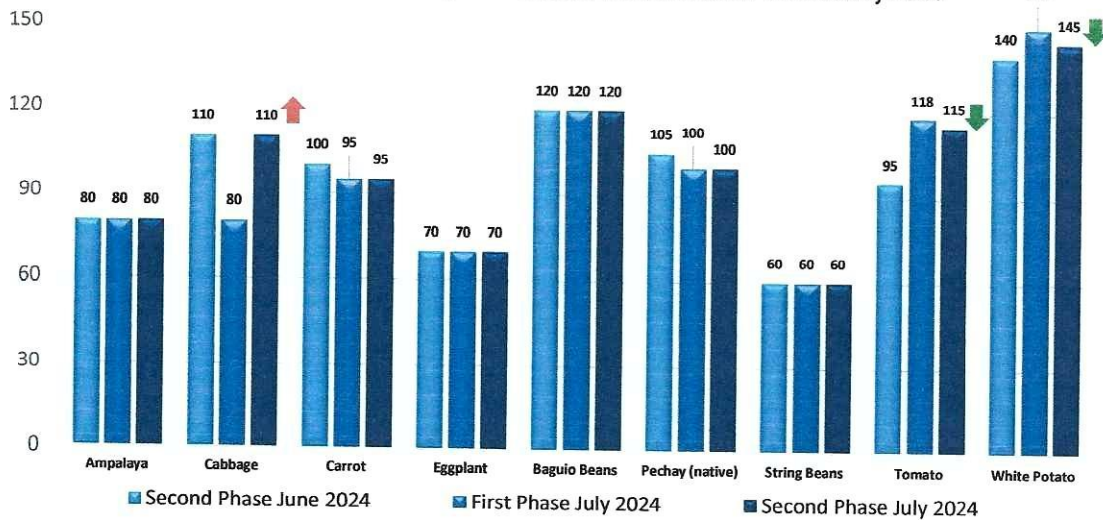
Figure 4. Average Retail Price per Kilogram of Fish, Misamis Occidental: Second Phase of June 2024, and First Phase and Second Phase of July 2024



## Vegetables

Ampalaya sustained its price at PhP 80.00 per kilogram, while cabbage experienced an increase from PhP 80.00 to PhP 110.00 per kilogram. Carrots remained stable at PhP 95.00 per kilogram, and eggplants retained their price at PhP 70.00 per kilogram. Similarly, Baguio beans maintained their price at PhP 120.00 per kilogram, and pechay (native) continued to be priced at PhP 100.00 per kilogram. String beans also remained unchanged at PhP 60.00 per kilogram. Meanwhile, the price of tomatoes slightly decreased to PhP 115.00 from PhP 118.00 per kilogram, and white potatoes saw a reduction in price, declining to PhP 145.00 from PhP 150.00 per kilogram. (see Figure 5)

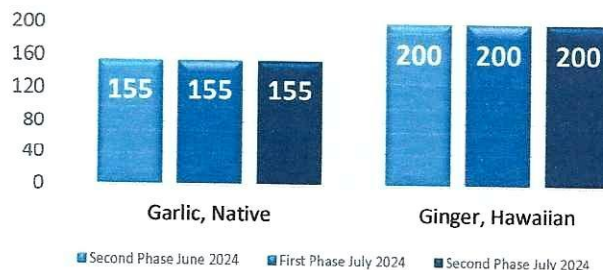
Figure 5. Average Retail Price of Vegetables per Kilogram, Misamis Occidental: Second Phase of June 2024, and First Phase and Second Phase of July 2024



## Condiments

During the second phase of July 2024, native garlic retained its average retail price at PhP 155.00 per kilogram, whereas Hawaiian ginger stabilized at an average retail price of PhP 200.00 per kilogram. (see Figure 6)

Figure 6. Average Retail Price per Kilogram of Condiments, Misamis Occidental: Second Phase of June 2024, and First Phase and Second Phase of July 2024

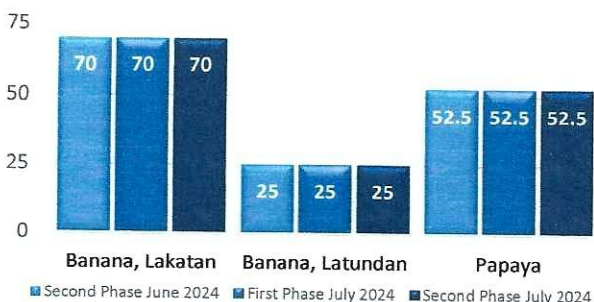




## Fruits

In Misamis Occidental, the prices of fruits remained stable during the second phase of July 2024. Lakatan bananas were priced at PhP 70.00 per kilogram, Latundan bananas at PhP 25.00 per kilogram, and papayas at PhP 52.50 per kilogram. (see Figure 7)

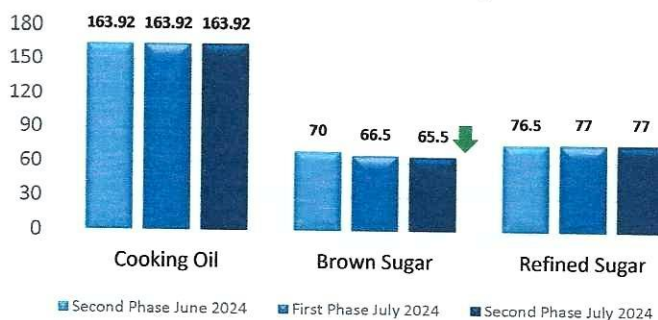
Figure 7. Average Retail Price of Fruits per Kilogram, Misamis Occidental: Second Phase of June 2024, and First Phase and Second Phase of July 2024



## Other Commodities


Cooking oil maintained its average retail price at PhP 163.92 per liter. Meanwhile, brown sugar experienced a slight decrease in its average retail price, dropping from PhP 66.50 to PhP 65.50 per kilogram, while refined sugar remained steady at PhP 77.00 per kilogram. (see Figure 8)

Figure 8. Average Retail Price of Other Basic Commodities, Misamis Occidental: Second Phase of June 2024, and First Phase and Second Phase of July 2024



Source: Philippine Statistics Authority, Retail Price Survey of Commodities for the Generation of 2018-based Consumer Price Index

Approved for posting:

  
JULIETA M. NACARIO  
(Supervising Statistical Specialist)  
Officer-In-Charge