



# SPECIAL RELEASE

## Highlights on the 2020 Household Population of Northern Mindanao

Date of Release: 27 May 2022  
Reference No. PSAX-SR-2022- 14

### Household population comprises majority of the total population

Northern Mindanao had a total population of 5,022,768 persons as of 01 May 2020, comprised of 99.7 percent household population, equivalent to 5,007,798 persons. This household population is higher by 344,690 persons than the 4.7 million household population in 2015 and 723,204 persons higher than its 4.3 household population in 2010. (Table 1)

Furthermore, Northern Mindanao was the 9<sup>th</sup> biggest household regional population, sharing 4.6 percent of the 2020 total household population in the country. (Figure 1)

Table 1. Total Population, Household Population, Number of Households, and Average Household Size, Northern Mindanao: Based on Various Census Years

Census Year	Total Population	Household Population	Number of Households	Average Household Size
2010	4,297,323	4,284,594	917,840	4.7
2015	4,689,302	4,663,108	1,042,929	4.5
2020	5,022,768	5,007,798	1,197,736	4.2

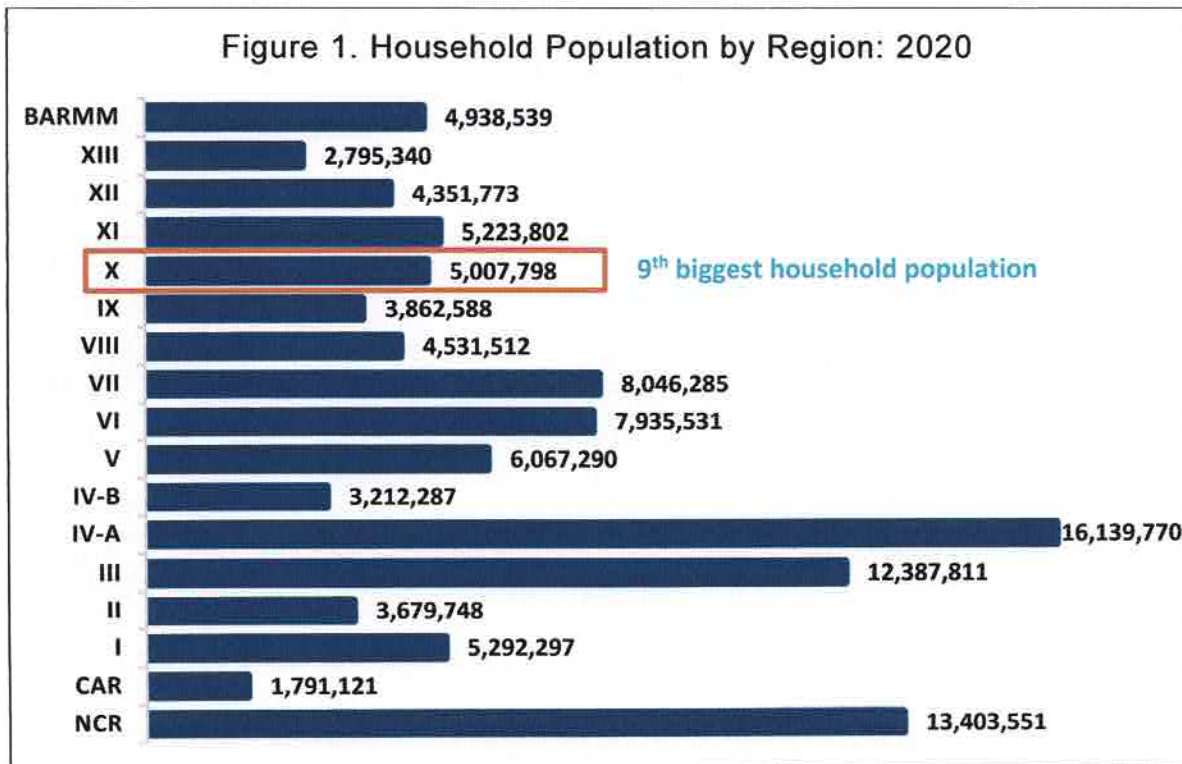
Source: Philippine Statistics Authority, 2010 and 2020 Census of Population and Housing, and 2015 Census of Population.



Management System  
ISO 9001:2015  
www.tuv.com  
ID: 910640991



Limketkai Module-2 BPO & Cyberpark Bldg., Rosario Crescent  
Limketkai Center, Brgy 31, Cagayan de Oro City  
Telephone: (088)291-1672; 09178219152  
<http://rso10.psa.gov.ph> [psaregion10@gmail.com](mailto:psaregion10@gmail.com)



Source: Philippine Statistics Authority, 2020 Census of Population and Housing

### Bukidnon accounts for the largest share of the regional household population

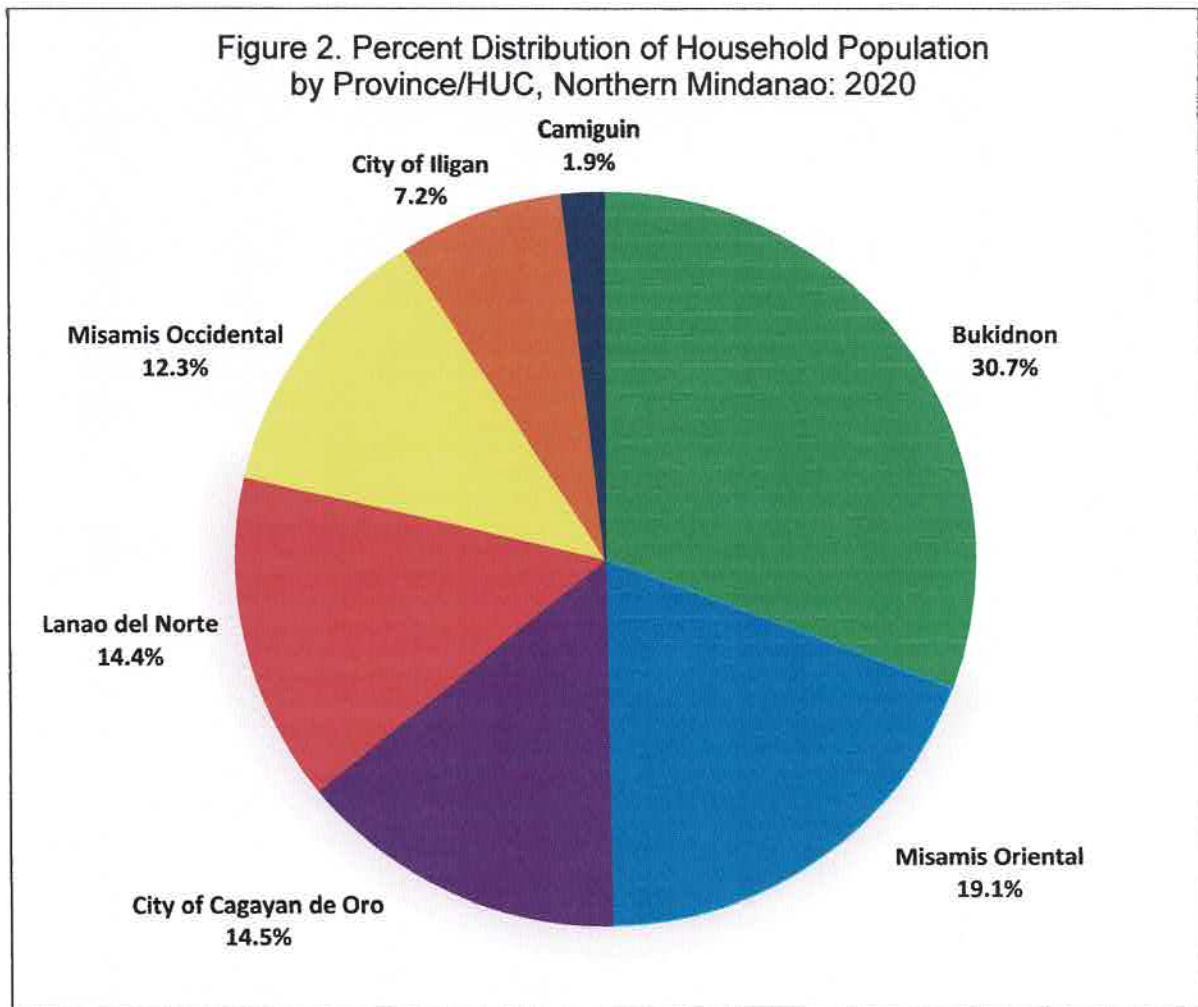
Among the provinces, Bukidnon had the largest share of the total regional household population at 30.7 percent. It is successively followed by Misamis Oriental with 19.1 percent, Lanao del Norte with 14.4 percent, Misamis Occidental with 12.3 percent and Camiguin with 1.9 percent. (Table 2 and Figure 2)

Table 2. Percent Distribution of Household Population by Province/HUC, Northern Mindanao: Based on Various Census Years

Region, Province, or HUC	Household Population			Percent Share (%)
	2010	2015	2020	2020
<b>Region X</b>	<b>4,284,594</b>	<b>4,663,108</b>	<b>5,007,798</b>	<b>100.0</b>
Bukidnon	1,294,877	1,406,764	1,537,629	30.7
Camiguin	83,676	88,281	92,696	1.9
Lanao del Norte (excluding City of Iligan)	607,116	674,771	721,716	14.4
City of Iligan	321,156	339,057	362,182	7.2
Misamis Occidental	566,340	599,213	614,951	12.3
Misamis Oriental (excluding City of Cagayan de Oro)	812,626	884,428	954,953	19.1
City of Cagayan de Oro	598,803	670,594	723,671	14.5

Source: Philippine Statistics Authority, 2010 and 2020 Census of Population and Housing, and 2015 Census of Population.

Meanwhile, the City of Cagayan de Oro (14.5%) accounted for a larger share of the total regional household population than the City of Iligan (7.2%).



Source: Philippine Statistics Authority, 2020 Census of Population and Housing.

### **Bukidnon records the fastest household population growth**

Bukidnon was the fastest growing province in the region with an annual household population growth rate (PGR) of 1.9 percent or an addition of 130,865 persons from 2015 to 2020. Misamis Oriental was the next fastest growing province with 1.6 percent (+70,525 persons), followed by Lanao del Norte with 1.4 percent (+46,945 persons), Camiguin with 1.0 percent (+4,415 persons), and Misamis Occidental with 0.5 percent (+15,738 persons). (Table 3)

Table 3. Annual Household Population Growth Rate by Province/HUC, Northern Mindanao: Based on Various Census Years

Region, Province, or HUC	Annual Household Population Growth Rate (%)	
	2010-2015	2015-2020
<b>Region X</b>	<b>1.6</b>	<b>1.5</b>
Bukidnon	1.6	1.9
Camiguin	1.0	1.0
Lanao del Norte (excluding Iligan City)	2.0	1.4
City of Iligan	1.0	1.4
Misamis Occidental	1.1	0.5
Misamis Oriental (excluding Cagayan de Oro City)	1.6	1.6
City of Cagayan de Oro	2.2	1.6

Source: Philippine Statistics Authority, 2010 and 2020 Census of Population and Housing, and 2015 Census of Population.

On the other hand, the City of Cagayan de Oro (1.6% or +53,077 persons) grew faster than the City of Iligan (1.4% or +23,125 persons) in terms of household population from 2015 to 2020. (Table 3)

### One in every five households in Mindanao is in Region X

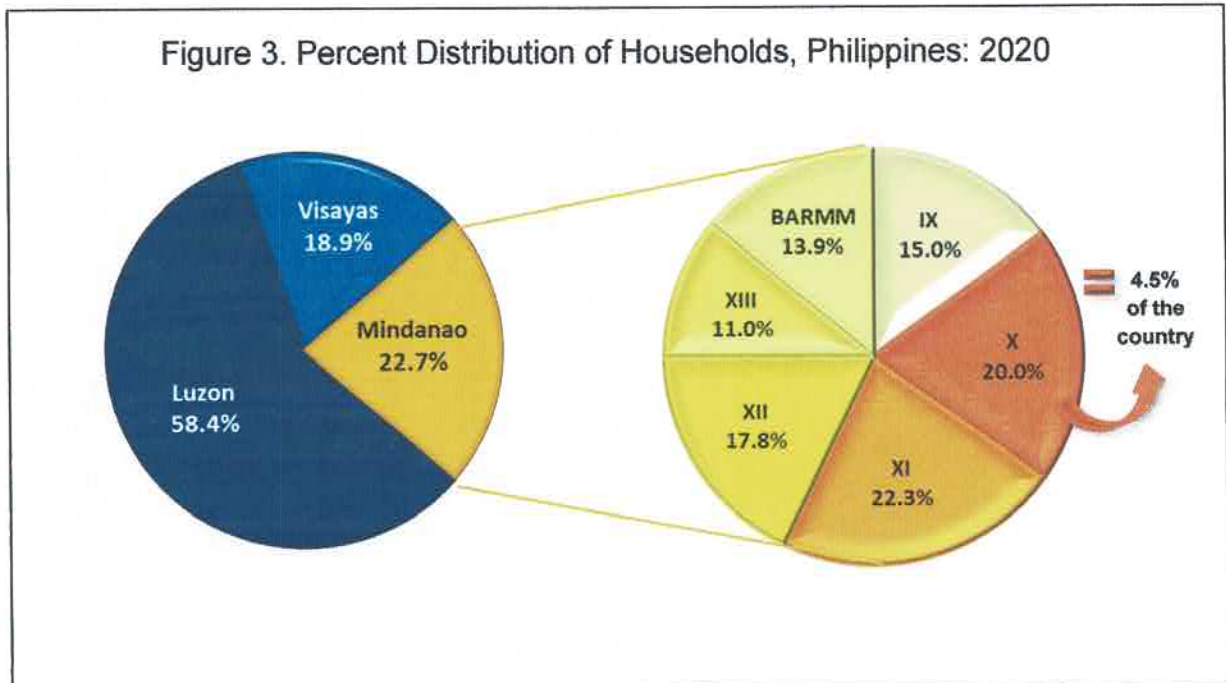
The total number of households in the region reached 1,197,736 in 2020. This is higher by 154,807 households than the 1,042,929 households in 2015, and by 279,896 households compared with the 917,840 households in 2010. (Table 4)

Table 4. Number of Households and Average Household Size by Province/HUC, Northern Mindanao: Based on Various Census Years

Region, Province, or HUC	Number of Households			Average Household Size		
	2010	2015	2020	2010	2015	2020
<b>Region X</b>	<b>917,840</b>	<b>1,042,929</b>	<b>1,197,736</b>	<b>4.7</b>	<b>4.5</b>	<b>4.2</b>
Bukidnon	272,884	308,777	357,112	4.7	4.6	4.3
Camiguin	18,183	20,080	22,281	4.6	4.4	4.2
Lanao del Norte (excluding Iligan City)	122,868	140,350	161,458	4.9	4.8	4.5
City of Iligan	67,965	76,593	87,239	4.7	4.4	4.2
Misamis Occidental	125,244	134,870	149,188	4.5	4.4	4.1
Misamis Oriental (excluding Cagayan de Oro City)	173,231	199,020	230,233	4.7	4.4	4.1
City of Cagayan de Oro	137,465	163,239	190,225	4.4	4.1	3.8

Source: Philippine Statistics Authority, 2010 and 2020 Census of Population and Housing, and 2015 Census of Population.

Northern Mindanao accounted for 4.5 percent share of the total number of households nationwide. Moreover, the region accounted for 20.0 percent share of the total number of households in the entire Mindanao. This means that in 2020, approximately, one in every five households in Mindanao is in Region X. (Figure 3)

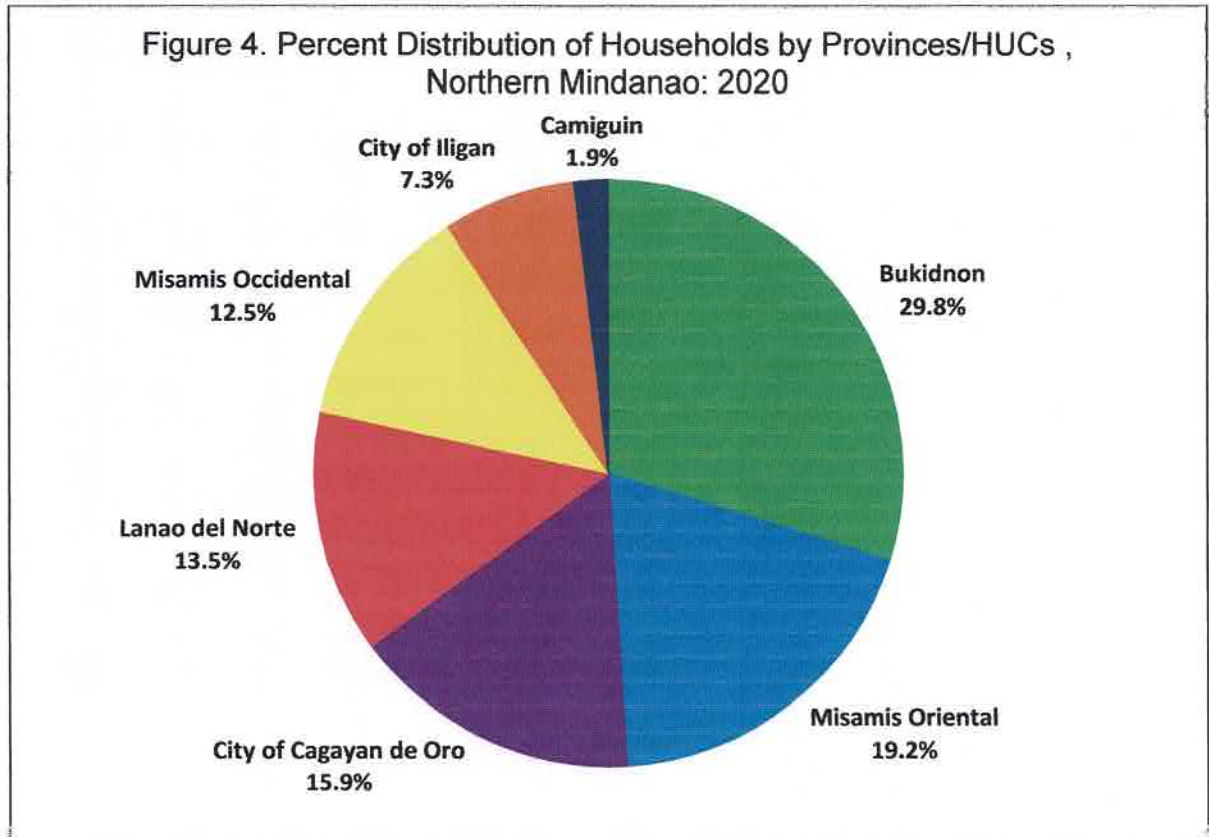


Source: Philippine Statistics Authority, 2020 Census of Population and Housing.

### **Around 30 percent of the households in Region X are in Bukidnon**

Bukidnon (357,112 households) had the largest number of households in 2020, accounting for almost 30 percent share of the total number of households in Northern Mindanao. This was followed by Misamis Oriental (19.2% or 230,233 households), and Lanao del Norte (13.5% or 161,458 households). (Table 4 and Figure 4)

The total number of households residing in the City of Cagayan de Oro (190,225 households) and the City of Iligan (87,239 households) accounted for a combined share of 23.2 percent of the total number of households in Region X. This means that in 2020, about one in every five households in the region resides in either of the two HUCs.



Source: Philippine Statistics Authority, 2020 Census of Population and Housing

### City of Cagayan de Oro registers the lowest average household size

The average household size (AHS) of the region decreased from 4.5 persons in 2015 to 4.2 persons in 2020, higher than the national AHS of 4.1 persons. In 2010, there were 4.7 persons, on average, per household. (Table 4)

Two out of five provinces posted an AHS higher than the regional AHS of 4.2 persons, namely: Lanao del Norte with 4.5 persons, and Bukidnon with 4.3 persons. Additionally, only Camiguin had an AHS equal to the regional AHS. The remaining two provinces, Misamis Occidental (4.1 persons) and Misamis Oriental (4.1 persons), both had an AHS lower than the regional AHS.

Among HUCs in Northern Mindanao, the City of Cagayan de Oro posted an AHS of 3.8 persons, lower than the regional AHS and lowest for the entire region. On the other hand, the City of Iligan had an AHS equal to the regional estimate.

  
**VIRGIE A. GAYLA**  
(Chief Administrative Officer)  
Officer-in-Charge

  
SBB/GFG/MAG