



SPECIAL RELEASE

Date of Release: 20 November 2020
 Reference No. PSAX-SR-2020-29

Region X Economy Expands at a Slower Rate by 5.9% in 2019

The economy of Region X grew by 5.9 percent in 2019. This was slower as compared to the 7.1 percent growth recorded in the previous year. The main drivers for growth in 2019 are Wholesale and retail trade, repair of motor vehicles and motorcycles (contribution of 1.9 percentage points), Construction (contribution of 0.7 percentage point), and Education with a contribution of 0.6 percentage point. (Table 1)

Table 1. Gross Regional Domestic Product of Northern Mindanao by Industry Growth Rate 2018-2019 (in percent) and Contribution to Growth 2018-2019 (in percentage point), At Constant 2018 Prices

Industry	Growth Rate 2018-2019	Contribution to Growth 2018-2019
	(in %)	(in percentage points)
Agriculture, forestry, and fishing	1.5	0.4
Industry	3.8	0.9
01. Mining and quarrying	-12.2	-0.1
02. Manufacturing	1.5	0.2
03. Electricity, steam, water and waste management	2.4	0.1
04. Construction	8.4	0.7
Services	8.5	4.6
01. Wholesale and retail trade; repair of motor vehicles and motorcycles	7.3	1.9
02. Transportation and storage	6.5	0.2
03. Accommodation and food service activities	7.7	0.2
04. Information and communication	3.8	0.1
05. Financial and insurance activities	8.4	0.3
06. Real estate and ownership of dwellings	6.9	0.3
07. Professional and business services	5.7	0.1
08. Public administration and defense; compulsory social activities	19.2	0.5
09. Education	18.7	0.6
10. Human health and social work activities	6.1	0.1
11. Other services	13.7	0.1
Gross Regional Domestic Product	5.9	5.9

Services recorded the fastest growth of 8.5 percent among the major industries. Public administration and defense; compulsory social activities had the fastest increase of 19.2 percent, followed by Education with an increase of 18.7 percent and Other Services with 13.7 percent. (Table 1)

Industry also grew by 3.8 percent with Construction as the fastest growing sub-industry with a recorded growth of 8.4 percent. On the other hand, Mining and Quarrying suffered a contraction of 12.2 percent. (Table 1)

Agriculture, forestry, and fishing also grew by 1.5 percent. (Table 1)

Structure of the Regional Economy

The economy of the region is predominantly Services-based. Services accounted for 55.4 percent of the total regional economy, followed by Industry accounting for 24.3 percent, and Agriculture, forestry, and fishing with 20.3 percent share. (Table 2)

**Table 2. Gross Regional Domestic Product of Northern Mindanao by Industry
 2018-2019
 Percent Distribution, At Constant 2018 Prices**

Industry	2017	2018	2019
Agriculture, forestry, and fishing	22.1	21.1	20.3
Industry	24.1	24.8	24.3
01. Mining and quarrying	0.4	0.4	0.3
02. Manufacturing	11.3	11.5	11.0
03. Electricity, steam, water and waste management	4.6	4.5	4.4
04. Construction	7.7	8.4	8.6
Services	53.8	54.0	55.4
01. Wholesale and retail trade; repair of motor vehicles and motorcycles	26.8	26.7	27.0
02. Transportation and storage	3.3	3.6	3.6
03. Accommodation and food service activities	2.8	2.8	2.8
04. Information and communication	2.1	2.2	2.1
05. Financial and insurance activities	3.3	3.3	3.4
06. Real estate and ownership of dwellings	5.1	5.1	5.1
07. Professional and business services	2.1	2.0	2.0
08. Public administration and defense; compulsory social activities	2.7	2.9	3.2
09. Education	3.2	3.3	3.8
10. Human health and social work activities	1.5	1.3	1.3
11. Other services	1.0	0.9	1.0
Gross Regional Domestic Product	100.0	100.0	100.0

Among the sub-industries, the three biggest sub-industries in 2019 were the following: Wholesale and retail trade; repair of motor vehicles and motorcycles with a share of

27.0 percent, followed by Agriculture, forestry, and fishing accounting for 20.3 percent, and Manufacturing with a share of 11.0 percent. (Table 2)

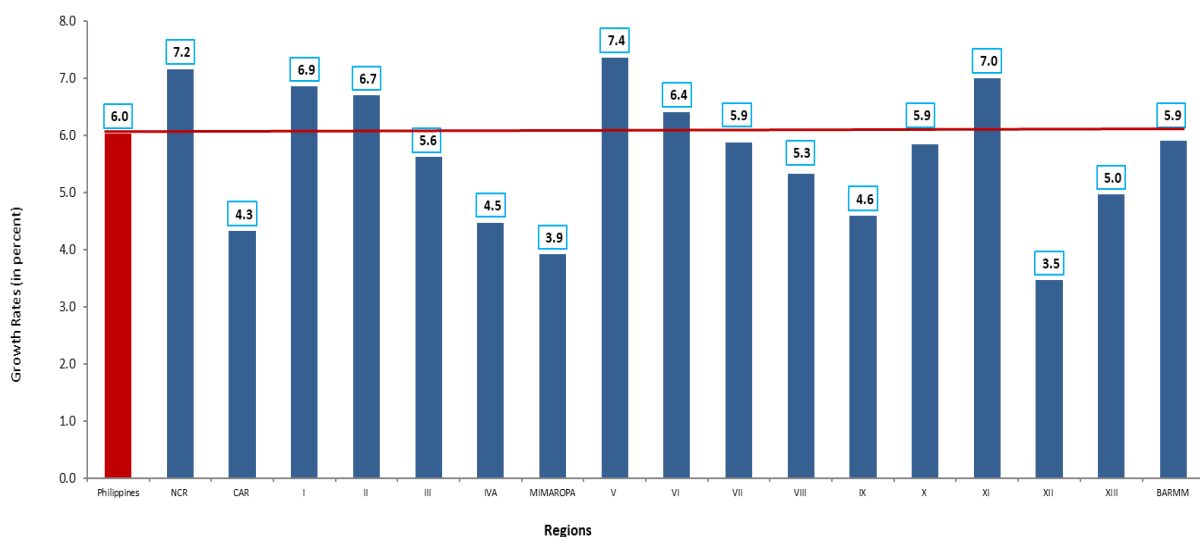
Per Capita GRDP

The value of the economic output accounted for each person in the region is described by per capita GRDP. Per capita GRDP in Region X increased by 4.5 percent recording a value of PhP 175,373 in 2019.

Region 10 vis-à-vis Other Regions

Region 10 was the ninth fastest growing regional economy in the Philippines in 2019. It was one of the eleven regional economies which posted a growth rate lower than the national growth rate of 6.0 percent. (Figure 1)

**Figure 1. Gross Regional Domestic Product by Region
 Growth Rates 2018-2019, At Constant 2018 Prices**



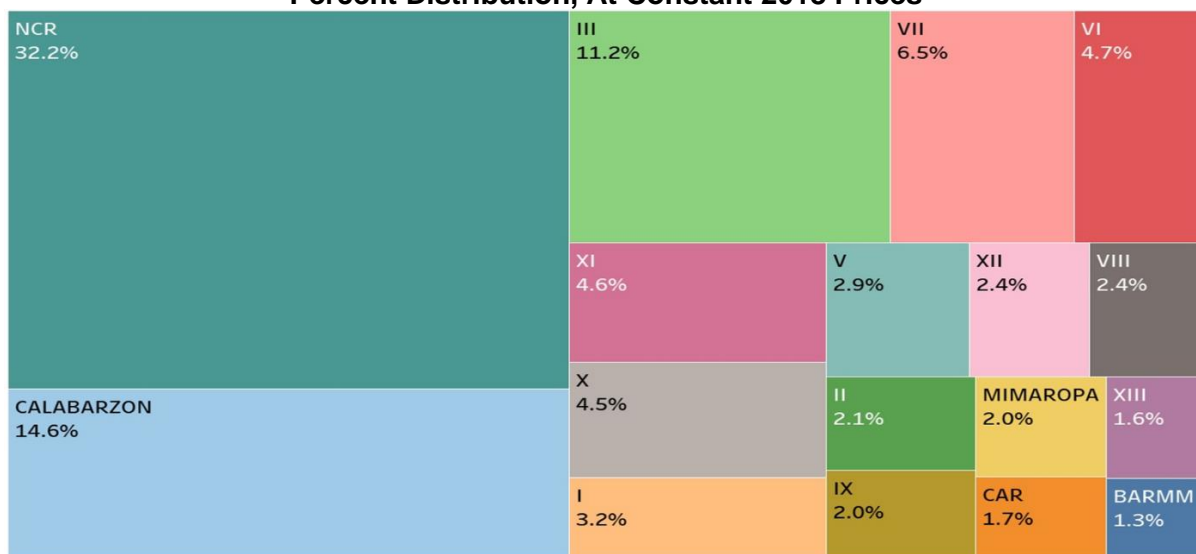
By sub-industry, the region recorded the highest increase in Public administration and defense; compulsory social activities among the 17 regions. Likewise, the region ranked first in terms of growth rate in Professional and Business Services. Moreover, the region recorded the second highest increase in Real Estate and Ownership of Dwellings, and third in Education. (Table 3)

**Table 3. Gross Regional Domestic Product of Northern Mindanao by Industry
Growth Rates 2018-2019 (in percent) and National Ranking
At Constant 2018 Prices**

Industry	Growth Rate 2018-2019	2019 National Ranking
	(in %)	
Agriculture, forestry, and fishing	1.5	8th
Industry	3.8	8th
01. Mining and quarrying	-12.2	15th
02. Manufacturing	1.5	11th
03. Electricity, steam, water and waste management	2.4	15th
04. Construction	8.4	5th
Services	8.5	8th
01. Wholesale and retail trade; repair of motor vehicles and motorcycles	7.3	11th
02. Transportation and storage	6.5	8th
03. Accommodation and food service activities	7.7	8th
04. Information and communication	3.8	15th
05. Financial and insurance activities	8.4	17th
06. Real estate and ownership of dwellings	6.9	2nd
07. Professional and business services	5.7	1st
08. Public administration and defense; compulsory social activities	19.2	1st
09. Education	18.7	3rd
10. Human health and social work activities	6.1	9th
11. Other services	13.7	8th
Gross Regional Domestic Product	5.9	9th

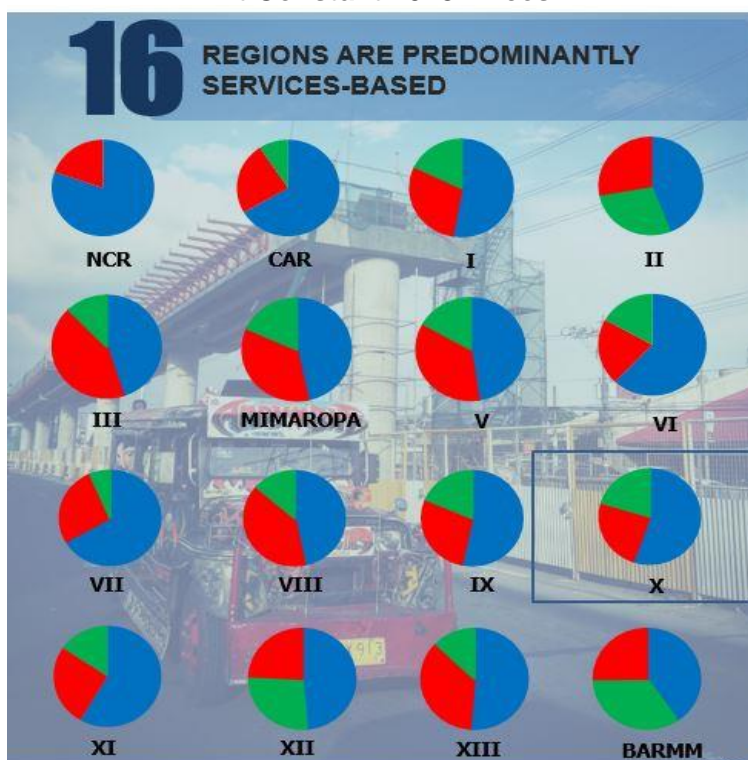
In terms of the percentage share to the Philippine economy, Northern Mindanao had the seventh biggest share to the Philippine economy at 4.5 percent. (Figure 2) Moreover, Region X contributed 0.3 percentage point to the Philippine economic growth of 6.0 percent in 2019, making it the seventh biggest contributor to the GDP growth.

**Figure 2. Share of Regions to Philippine GDP, 2019
 Percent Distribution, At Constant 2018 Prices**



Region X was also one of the 16 regions whose economies are Services-based. In other words, the economy of the region was driven by the Service industries. (Figure 3)

**Figure 3. Services-based Regional Economies, 2019
 At Constant 2018 Prices**



Moreover, the region had the fifth highest real per capita GRDP among the 17 regions. (Table 4)


Table 4. Per Capita GRDP by Region, 2017-2019
In pesos, At Constant 2018 Prices

REGION	YEAR		
	2017	2018	2019
PHILIPPINES	164,885	172,712	180,528
National Capital Region	415,210	432,181	457,034
Cordillera Administrative Region	165,997	173,651	179,484
Ilocos Region	108,156	113,471	120,153
Cagayan Valley	104,093	107,568	113,510
Central Luzon	165,346	173,452	179,954
CALABARZON	167,558	175,563	179,661
MIMAROPA Region	111,920	119,813	122,879
Bicol Region	82,254	86,916	92,314
Western Visayas	106,750	110,783	116,803
Central Visayas	144,511	152,478	159,223
Eastern Visayas	91,113	96,204	99,999
Zamboanga Peninsula	96,610	101,872	105,707
Northern Mindanao	158,825	167,832	175,373
Davao Region	155,504	164,042	172,820
SOCCSKSARGEN	101,274	106,486	108,478
Caraga	103,863	107,932	112,009
Bangsamoro Autonomous Region in Muslim Mindanao	49,239	52,013	54,020

5th

The Gross Regional Domestic Product (GRDP) is one of the measures being released by the Philippine Statistics Authority every year. The GRDP measures economic performance from the perspective of the producers of goods and services. It covers the value of goods and services produced in the region during the reference period.

FOR THE REGIONAL DIRECTOR:


VIRGIE A. GAYLA
 (Chief Administrative Officer)
 Officer-in-Charge


 SBB/BMC

For further inquiries, you may contact:

Statistical Operations & Coordination Division
 Philippine Statistics Authority Regional Statistical Service Office 10
 2nd Floor, Bldg. 4, Pride Rock Business Park
 Gusa Highway, Cagayan de Oro City

Email: psaregion10@gmail.com
 Telefax: (088) 856-4778