



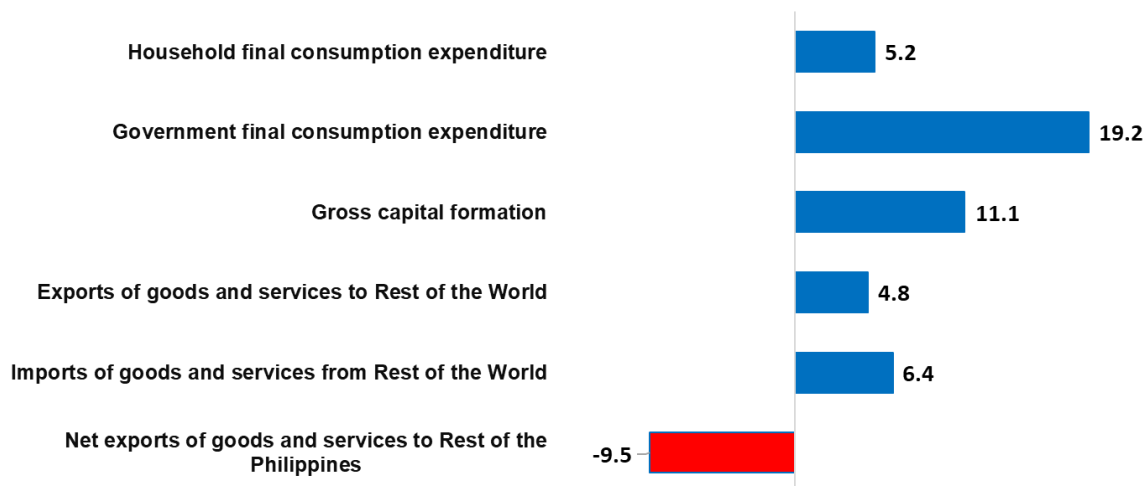
SPECIAL RELEASE

Date of Release: 20 November 2020
Reference No. PSAX-SR-2020-30

Northern Mindanao Records the Highest Expansion of Government Spending in 2019

The economy of the region expanded by 5.9 percent in 2019. At the expenditure side, the region topped in terms of growth rate in government spending at 19.2 percent. Government spending in the region amounted to PhP 94.31 billion in 2019 sharing 3.9 percent to the total government spending in the country.

**Figure 1. Gross Regional Domestic Expenditure (GRDE) of Northern Mindanao by Expenditure Type
Growth Rates 2018-2019, At Constant 2018 Prices**



Gross capital formation also grew by 11.1 percent in 2019. This includes gross fixed capital formation (construction, durable equipment, breeding stocks and orchard development, and intellectual property products), changes in inventories, and valuables.

Household final consumption expenditure recorded an increase of 5.2 percent in 2019. This includes final consumption expenditure incurred by resident households on goods or services to satisfy human needs and wants, and not for business purposes.

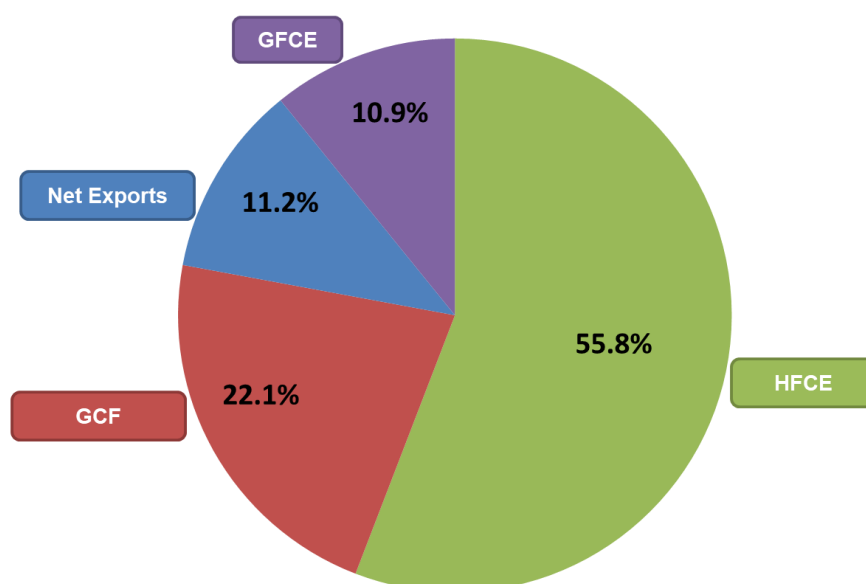
Exports of goods and services to the rest of the world increased by 4.8 percent in 2019. Imports of goods and services from the rest of the world, likewise, increased by 6.4 percent.

Meanwhile, net exports of goods and services to rest of the Philippines showed a contraction of 9.5 percent.

Household Final Consumption Expenditure shared the bulk of the total regional expenditure

Looking at the shares of expenditures, household final consumption expenditure had the biggest share of the total expenditure at 55.8 percent, with government final consumption expenditure contributing the least share of 10.9 percent. (Figure 2)

Figure 2. Share of Expenditure Items to the Regional Economy of Northern Mindanao, 2019
In percent, At Constant 2018 Prices



Region X ranked third among the 17 regions in terms of share of spending in Gross Fixed Capital Formation in Breeding Stocks and Orchard Development at 9.9 percent amounting to PhP 39.98 billion. Moreover, the region ranked second in terms of share of spending in Valuables reaching PhP 0.24 billion, which constituted 16.5 percent of the total national spending in Valuables. (Table 1)

**Table 1. Gross Regional Domestic Expenditure of Northern Mindanao, 2019
 Value (in thousand pesos) and Share to National (in percent)
 At Constant 2018 Prices**

Type of Expenditure	2019 Real Value (in thousand pesos)	2019 Share to National (in %)	National Ranking
01. Household final consumption expenditure	485,411,976	3.5	9th
02. Government final consumption expenditure	94,312,028	3.9	9th
03. Gross capital formation	191,789,121	3.8	9th
A. Gross fixed capital formation	177,903,344	3.4	9th
1. Construction	103,626,885	3.2	10th
2. Durable equipment	28,802,389	2.0	6th
3. Breeding stocks and orchard development	39,978,975	9.9	3rd
4. Intellectual property products	5,495,095	3.7	7th
B. Changes in inventories	13,649,525		
C. Valuables	236,252	16.5	2nd
04. Exports of goods and services to Rest of the World	39,474,481	0.7	13th
A. Exports of goods to Rest of the World	18,877,306	0.6	11th
B. Exports of services to Rest of the World	20,597,175	0.8	13th
05. Less : Imports of goods and services from Rest of the	34,505,738	0.4	13th
A. Imports of goods from Rest of the World	29,022,518	0.5	12th
B. Imports of services from Rest of the World	5,483,220	0.4	16th
06. Net Exports to Rest of the Philippines	92,713,532		
Gross Regional Domestic Expenditure	869,195,401	4.5	7th

Household Final Consumption Expenditure as the main driver of economic growth

The main drivers of economic growth in the expenditure side are Household Final Consumption Expenditure (HFCE), Gross Capital Formation and Government Final Consumption Expenditure (GFCE). (Table 2)

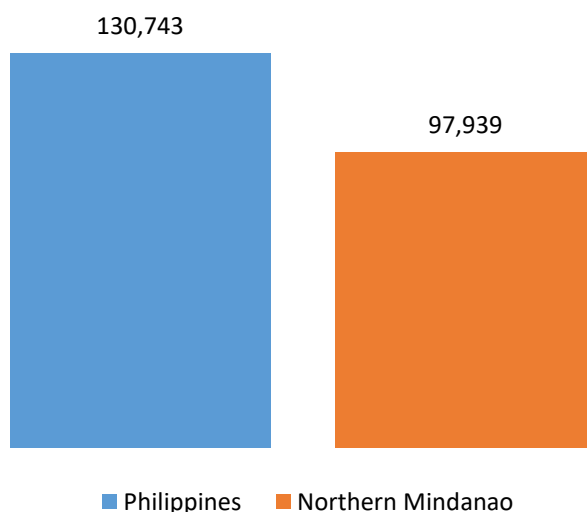
**Table 2. Top 3 Contributors to GRDE Growth of Northern Mindanao, 2018-2019
 In percentage point, At Constant 2018 Prices**

Top Contributors to Growth	In percentage point
Household final consumption expenditure	2.9
Gross Capital Formation	2.3
Government Final Consumption Expenditure	1.8

Real per capita HFCE increased by 3.8 percent

Real per capita Household Final Consumption Expenditure (HFCE), which is the amount of household spending per person, reached PhP 97,939, an increase of 3.8 percent from the recorded per capita HFCE of the previous year. This is lower than the national level which amounted to Php 130,743. (Figure 3)

**Figure 3. Per Capita Household Final Consumption Expenditure
Philippines and Northern Mindanao, 2019
In Pesos, At Constant 2018 Prices**



The Gross Regional Domestic Expenditure (GRDE) measures the economic performance of a region from the perspective of the expenditures of residents of the region. This represents the final value of goods and services produced in the region during the reference period. It is defined as the expenditure of residents of the region in the domestic territory plus their expenditures in other regions, including the rest of the world.

FOR THE REGIONAL DIRECTOR:

Virgie A. Gayla
VIRGIE A. GAYLA

(Chief Administrative Officer)
Officer-in-Charge

SBB/BMC
SBB/BMC

For further inquiries, you may contact:

Statistical Operations & Coordination Division

Philippine Statistics Authority Regional Statistical Service Office 10
2nd Floor, Bldg. 4, Pride Rock Business Park
Gusa Highway, Cagayan de Oro City
Email: psaregion10@gmail.com
Telefax: (088) 856-4778