



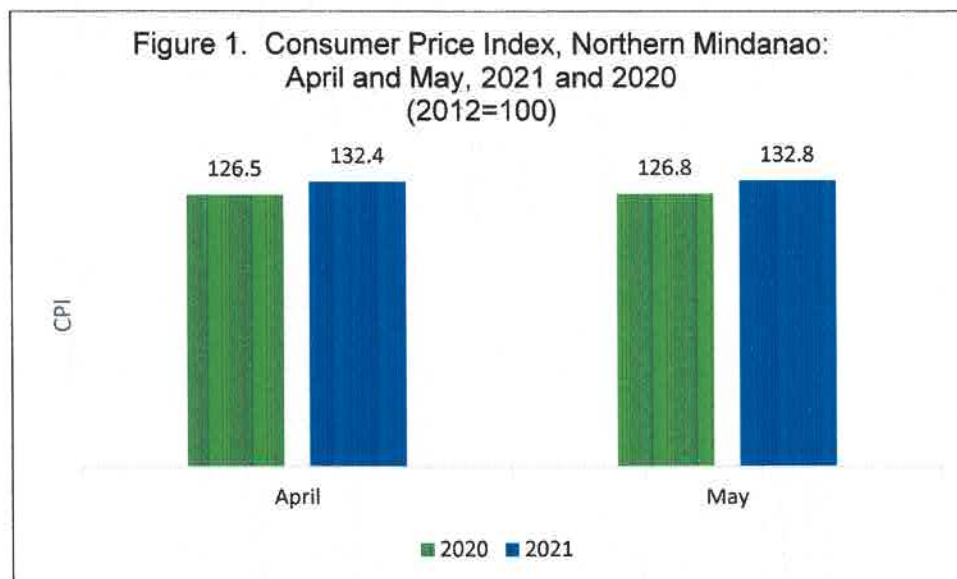
SPECIAL RELEASE

Highlights of the Consumer Price Index in Northern Mindanao for the Month of May 2021 (2012=100)

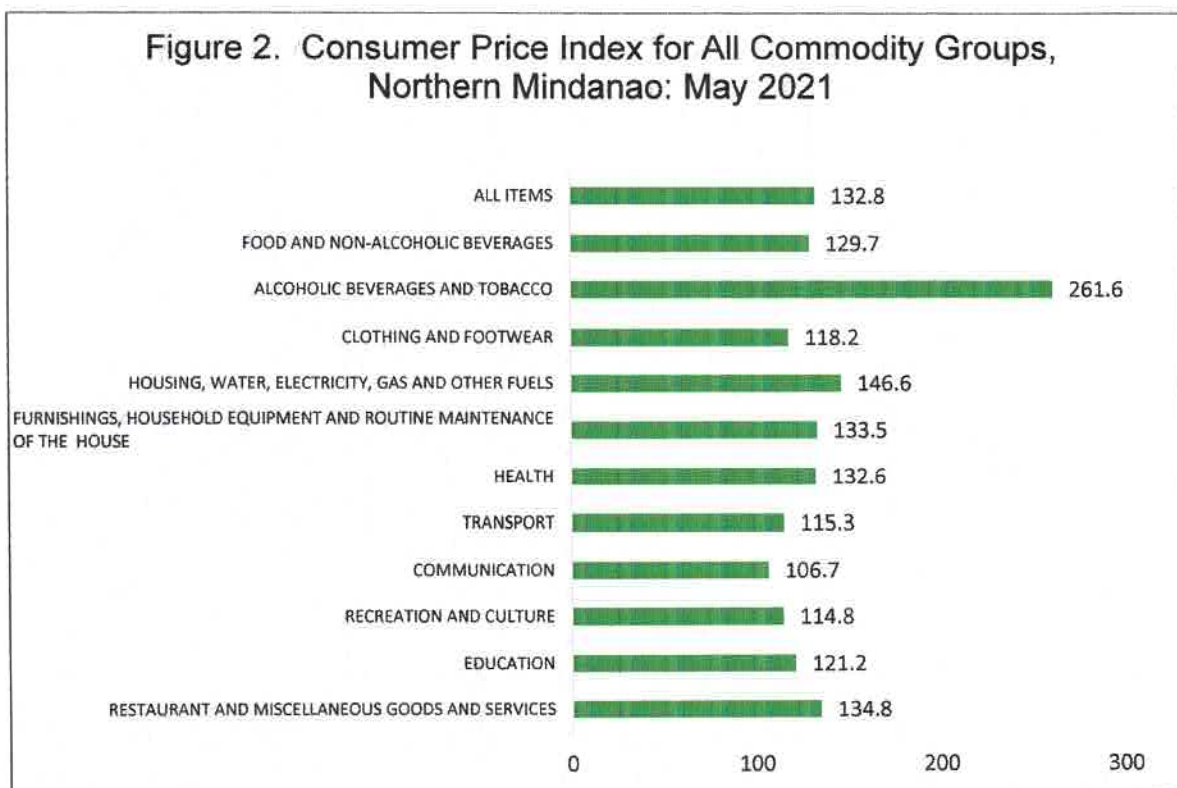
Date of Release: 22 June 2021

Reference No. PSAX-SR-2021-11

The Consumer Price Index (CPI) in Northern Mindanao for the month of May 2021 registered at 132.8, which implies that the price of a basket of goods in May 2021 was 32.8 percent higher than its price in 2012. The CPI is an indicator of the change in the average retail prices of a fixed basket of goods and services commonly purchased by households relative to a base year. (Figure 1)



Among the commodity groups, Alcoholic Beverages and Tobacco posted the highest CPI in May 2021 at 261.6, followed by Housing, Water, Electricity, Gas, and Other Fuels at 146.6, and Restaurant and Miscellaneous Goods and Services at 134.8. On the other hand, Transport at 115.3, Recreation and Culture at 114.8, and Communication at 106.7 were the bottom three commodity groups with the lowest CPI recorded in the month of May 2021. (Figure 2)



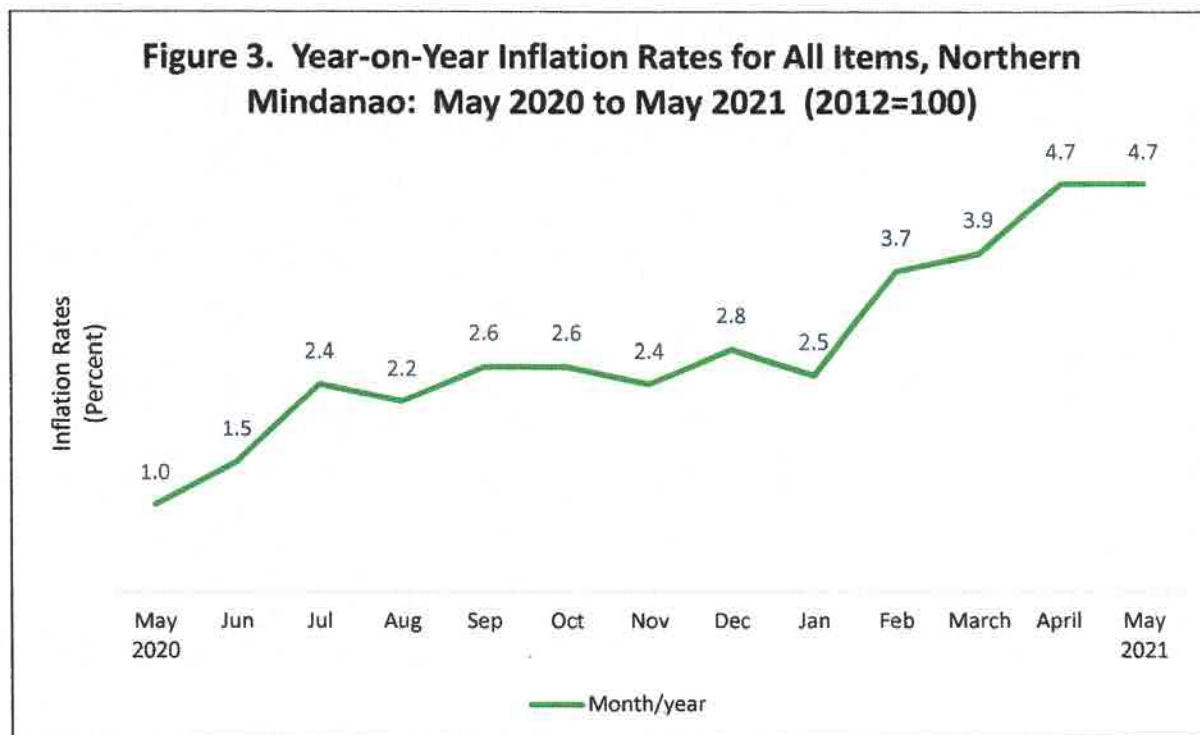
All provinces demonstrated an increase in CPI for May 2021 as compared to the same month in 2020 with Misamis Occidental posting the highest CPI at 137.3 and Camiguin posting the lowest at 129.5. (Table 1)

**Table 1. Consumer Price Index for All Commodity Groups
 by Province, Northern Mindanao: May, 2021 and 2020
 (2012=100)**

Region/Province	May 2021	May 2020
Northern Mindanao	132.8	126.8
Bukidnon	131.5	127.2
Camiguin	129.5	123.0
Lanao del Norte	131.2	125.0
Misamis Occidental	137.3	128.5
Misamis Oriental	132.7	126.9

Regional inflation accelerates in May 2021

Regional inflation in May 2021 registered at 4.7 percent, sustaining the rate of the previous month but faster than the recorded inflation year-on-year. The prices of goods in May this year increased at a faster pace than the recorded rate of increase in May 2020. (Figure 3)



Among the provinces, Misamis Occidental posted the highest inflation rate at 6.8 percent, while Bukidnon posted the lowest at 3.4 percent. (Table 2)

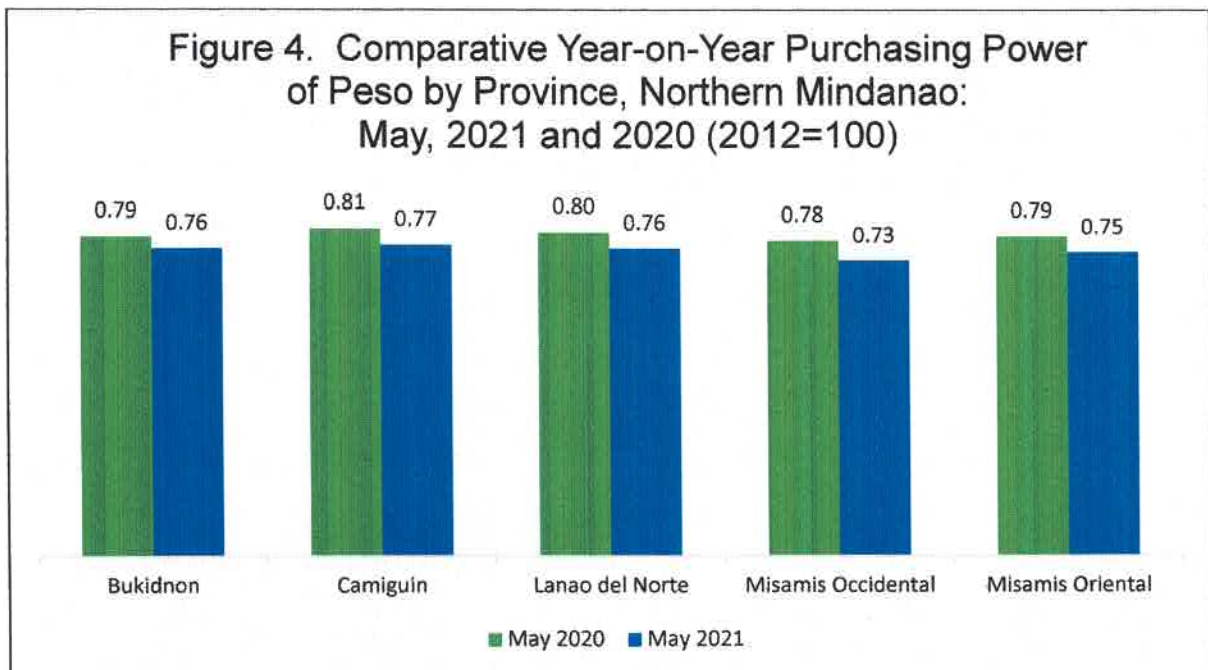
Table 2. Year-on-Year Inflation Rates for All Items by Province, Northern Mindanao: May, 2021 and 2020 (2012=100)

Region/Province	May 2021	May 2020
Northern Mindanao	4.7	1.0
Bukidnon	3.4	2.3
Camiguin	5.3	0.5
Lanao del Norte	5.0	0.6
Misamis Occidental	6.8	0.1
Misamis Oriental	4.6	0.7

Purchasing Power of Peso (PPP)

The Purchasing Power of Peso (PPP) shows the real value of the peso relative to the base period. The PPP in Northern Mindanao dropped to PhP 0.75 in May 2021 from PhP 0.79 in May 2020. This means that a consumer's PhP 100 in 2012 can only purchase PhP 75.0 worth of goods and services in May 2021.

All provinces showed a lower PPP in May 2021 compared to May 2020. Misamis Occidental posted the highest decline of 0.05 pesos while Bukidnon registered the lowest decline of 0.03 pesos. (Figure 4)




JANITH C. AVES, CE, DM
(Chief Statistical Specialist)
Officer-in-Charge


SBB/JVTS

TECHNICAL NOTES

Consumer Price Index (CPI) – The CPI is an indicator of the changes in the average retail prices of a fixed basket of goods and services commonly purchased by households relative to a base year.

Used of CPI – CPI is most widely used in the calculation of the inflation rate and purchasing power of peso. It is a major statistical series used for economic analysis and as a monitoring indicator of government economic policy.

Computation of CPI – The computation of the CPI involves consideration of the following important points:

- a. **Base Period** – The reference data or base period is the benchmark or reference date or period at which the index is taken as equal to 100.
- b. **Market Basket** – A sample of the thousands of varieties of goods purchased for consumption and services availed by the households in the country selected to represent the composite price behavior of all goods and services purchased by consumers.
- c. **Weighing System** – The weighing pattern uses the expenditures on various consumer items purchased by households as a proportion to total expenditure.
- d. **Formula** – The formula used in computing the CPI is the weighted arithmetic mean of price relatives, the Laspeyre's formula with a fixed base year period (2012) weights.
- e. **Geographic Coverage** – CPI values are computed at the national, regional, and provincial levels, and for selected cities.

Inflation Rate (IR) – is the rate of change of the CPI expressed in percent. Inflation is interpreted in terms of declining purchasing power of peso.

Purchasing Power of Peso (PPP) – shows how much the peso in the base period is worth in the current period. It is computed as the reciprocal of the CPI for the period under review multiplied by 100.