

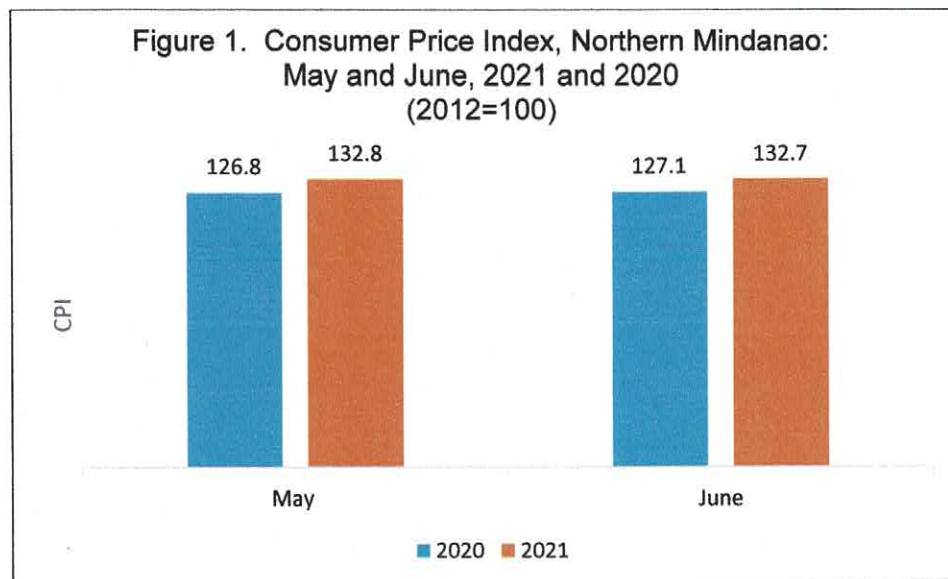


# SPECIAL RELEASE

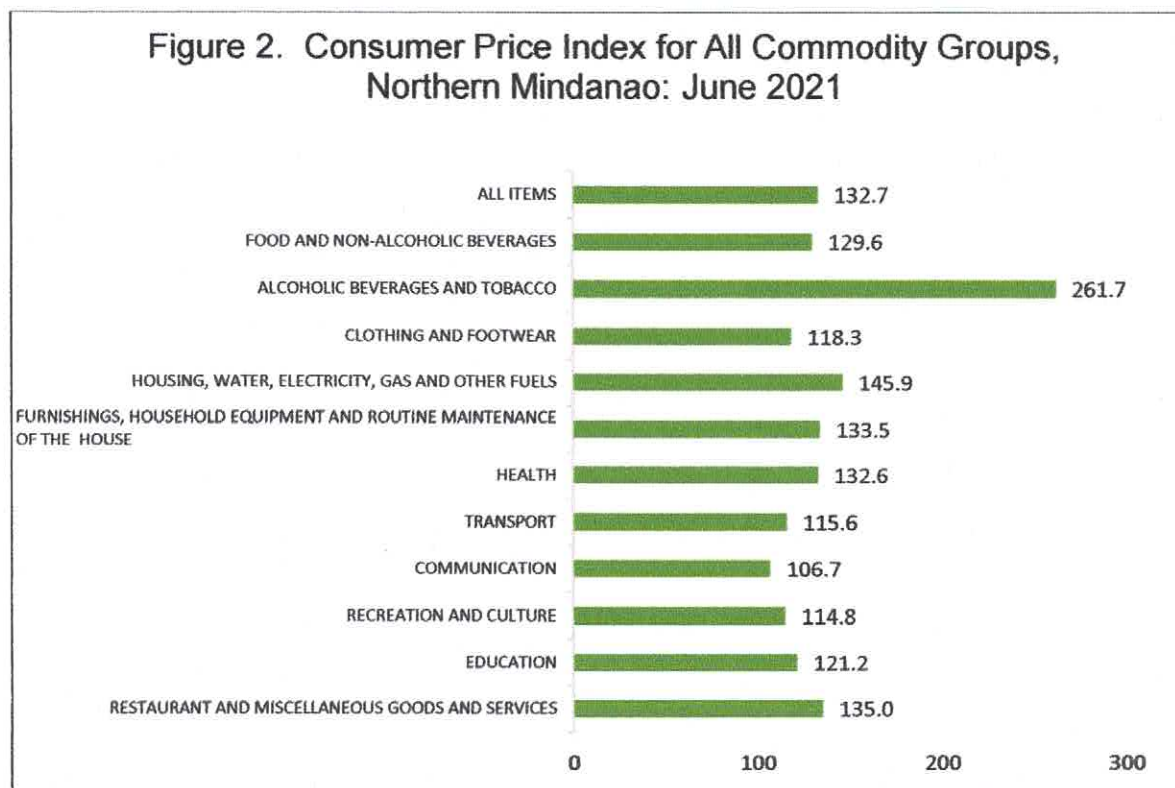
## Highlights of the Consumer Price Index in Northern Mindanao for the Month of June 2021 (2012=100)

Date of Release: 16 August 2021  
Reference No. PSAX-SR-2021-13

The Consumer Price Index (CPI) in Northern Mindanao for the month of June 2021 registered at 132.7 which implies that the price of a basket of goods in June 2021 was 32.7 percent higher than its price in 2012. The CPI is an indicator of the change in the average retail prices of a fixed basket of goods and services commonly purchased by households relative to a base year. (Figure 1)



Among the commodity groups, Alcoholic Beverages and Tobacco posted the highest CPI in June 2021 at 261.7, followed by Housing, Water, Electricity, Gas, and Other Fuels at 145.9, and Restaurant and Miscellaneous Goods and Services at 135.0. On the other hand, Transport at 115.6, Recreation and Culture at 114.8, and Communication at 106.7 were the three commodity groups with the lowest CPI recorded in the month of June 2021. (Figure 2)



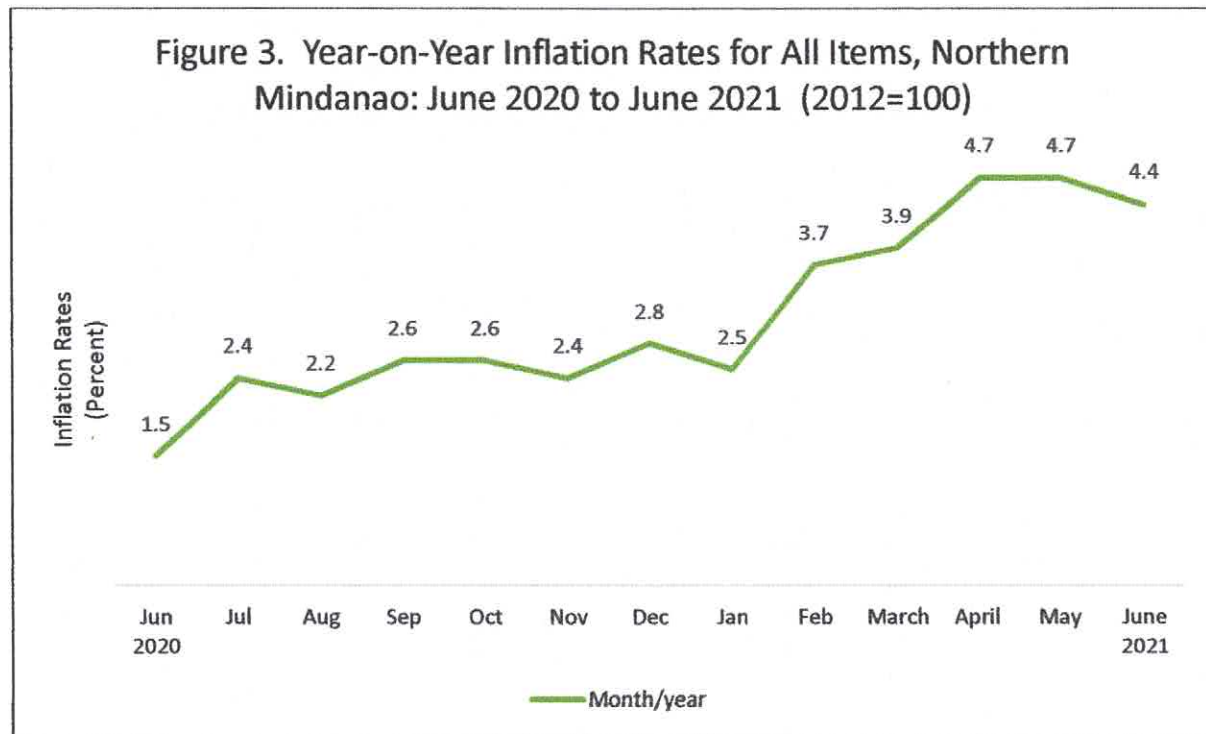
All provinces demonstrated an increase in CPI for June 2021 as compared to the same month in 2020 with Misamis Occidental posting the highest CPI at 136.9 and Camiguin posting the lowest at 129.6. (Table 1)

**Table 1. Consumer Price Index for All Commodity Groups  
by Province, Northern Mindanao: June, 2021 and 2020  
(2012=100)**

<b>Region/Province</b>	<b>June 2021</b>	<b>June 2020</b>
<b>Northern Mindanao</b>	<b>132.7</b>	<b>127.1</b>
Bukidnon	131.6	127.7
Camiguin	129.6	123.8
Lanao del Norte	131.0	125.6
Misamis Occidental	136.9	129.3
Misamis Oriental	132.6	126.7

### **June 2021 Regional Inflation Accelerates Year-on-Year**

Regional inflation in June 2021 decelerated to 4.4 percent, from 4.7 percent in May 2021. The year-on-year regional inflation, however, showed an acceleration, from 1.5 percent in June 2020. The prices of goods and services in June this year increased at a faster pace than the recorded rate of increase in June 2020. (Figure 3)



Among the provinces, Misamis Occidental posted the highest inflation rate at 5.9 percent, while Bukidnon posted the lowest at 3.1 percent. (Table 2)

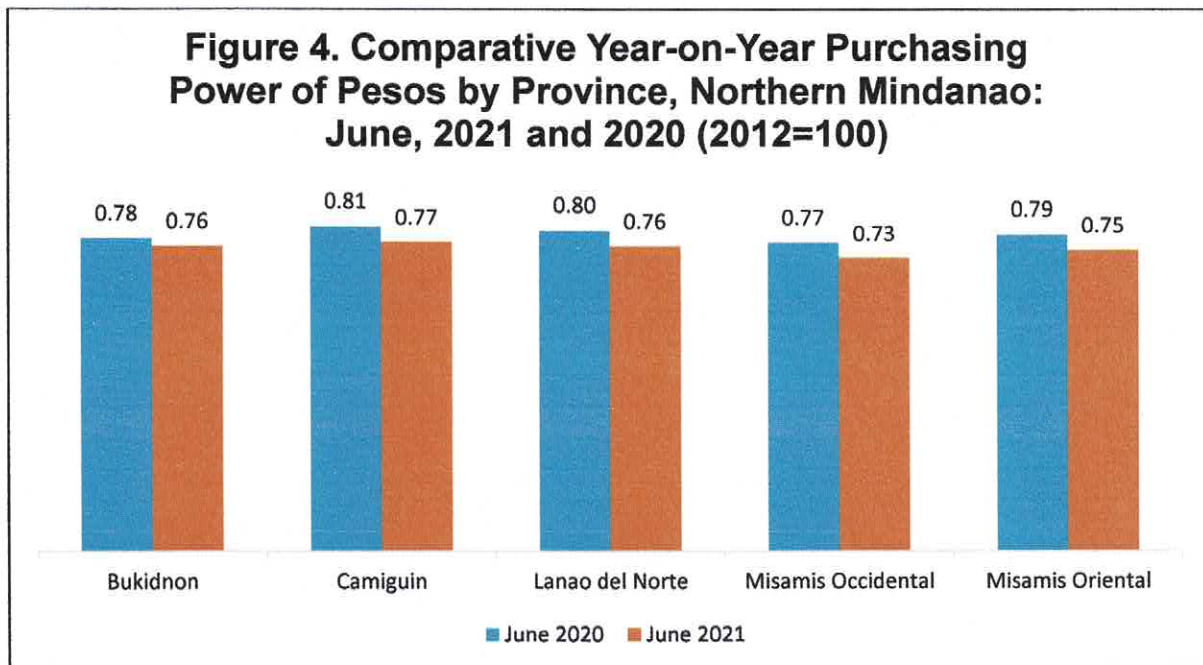
**Table 2. Year-on-Year Inflation Rates for All Items by Province, Northern Mindanao: June, 2021 and 2020 (2012=100)**


Region/Province	June 2021	June 2020
<b>Northern Mindanao</b>	<b>4.4</b>	<b>1.5</b>
Bukidnon	3.1	3.2
Camiguin	4.7	2.3
Lanao del Norte	4.3	1.0
Misamis Occidental	5.9	0.9
Misamis Oriental	4.7	0.9

## Purchasing Power of Peso (PPP)

The Purchasing Power of Peso (PPP) shows the real value of the peso relative to the base period. The PPP in Northern Mindanao dropped to PhP 0.75 in June 2021 from PhP 0.79 in June 2020. This means that a consumer's PhP 100 in 2012 can only purchase PhP 75.0 worth of goods and services in June 2021.

All provinces showed a lower PPP in June 2021 compared to June 2020. Bukidnon registered the lowest decline of PhP 0.02 while the rest of the provinces registered a decline of PhP 0.04 each. (Figure 4)



  
**JANITH C. AVES, CE, DM**  
(Chief Statistical Specialist)  
Officer-in-Charge

  
SBB/JYTS

## TECHNICAL NOTES

**Consumer Price Index (CPI)** – The CPI is an indicator of the changes in the average retail prices of a fixed basket of goods and services commonly purchased by households relative to a base year.

**Used of CPI** – CPI is most widely used in the calculation of the inflation rate and purchasing power of peso. It is a major statistical series used for economic analysis and as a monitoring indicator of government economic policy.

**Computation of CPI** – The computation of the CPI involves consideration of the following important points:

- a. **Base Period** – The reference data or base period is the benchmark or reference date or period at which the index is taken as equal to 100.
- b. **Market Basket** – A sample of the thousands of varieties of goods purchased for consumption and services availed by the households in the country selected to represent the composite price behavior of all goods and services purchased by consumers.
- c. **Weighing System** – The weighing pattern uses the expenditures on various consumer items purchased by households as a proportion to total expenditure.
- d. **Formula** – The formula used in computing the CPI is the weighted arithmetic mean of price relatives, the Laspeyre's formula with a fixed base year period (2012) weights.
- e. **Geographic Coverage** – CPI values are computed at the national, regional, and provincial levels, and for selected cities.

**Inflation Rate (IR)** – is the rate of change of the CPI expressed in percent. Inflation is interpreted in terms of declining purchasing power of peso.

**Purchasing Power of Peso (PPP)** – shows how much the peso in the base period is worth in the current period. It is computed as the reciprocal of the CPI for the period under review multiplied by 100.