



SPECIAL RELEASE

Registered Live Births in Northern Mindanao: 2020

Date of Release: 14 February 2022
Reference No. PSAX-SR-2022-06

Explanatory Note

Data on marriages presented in this release were obtained from the Certificate of Live Birth – Municipal Form No. 102 that were registered at the Office of the City/Municipal Civil Registrars all throughout the country and forwarded to the Philippine Statistics Authority. Information presented includes registered live births which occurred from January to December 2010-2020. Figures presented herein are not adjusted for under registration.

Sixteen births per thousand population

A total of 82,317 live births were registered in Northern Mindanao in 2020 which is equivalent to a crude birth rate (CBR) of 16.41 or 16 births per thousand population.¹ On the average, there were about 225 registered babies born daily or 9 babies per hour.

Over a decade, the number of registered live births in 2020 is the lowest registered number in the region. It is notably the highest decline rate during the period, decreasing the number of live births from 92,146 in 2019 to 82,317 in 2020 which is equivalent to -10.67 percent. (Figure 1 and Table 1).

¹Population estimate used was taken from the updated population projections based on the 2015 Census of Population available at www.psa.gov.ph/statistics/census/projected-population

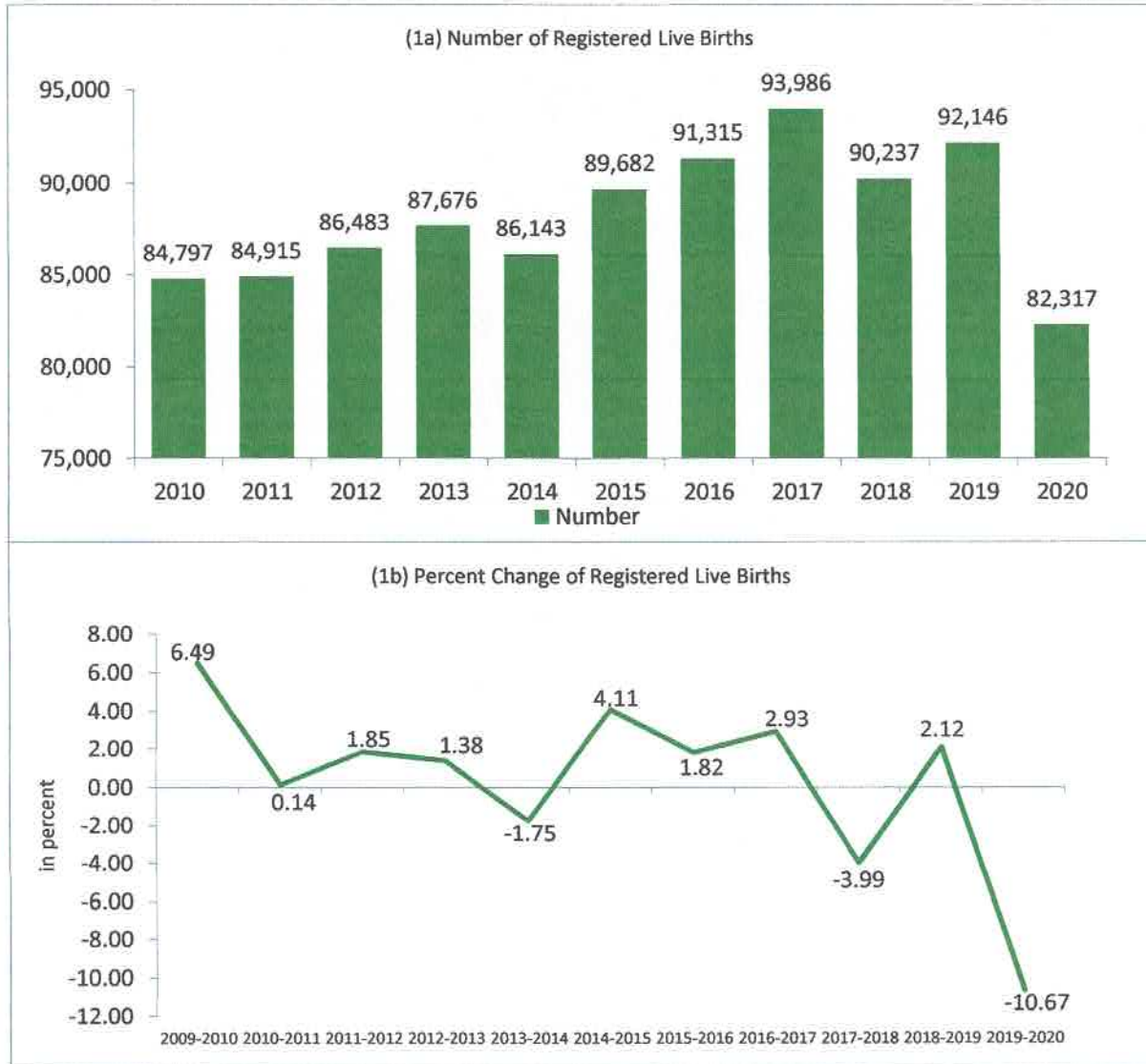


Management System
ISO 9001:2015
www.tuv.com
ID 9108640991



3rd Floor Limketkai Module-2 BPO & Cyberpark Bldg., Rosario Crescent,
Limketkai Center, Brgy. 31, Cagayan de Oro City
Landline: (088)291-1672 Mobile Number: 0917-821-9152
<http://rso10.psa.gov.ph> psaregion10@gmail.com

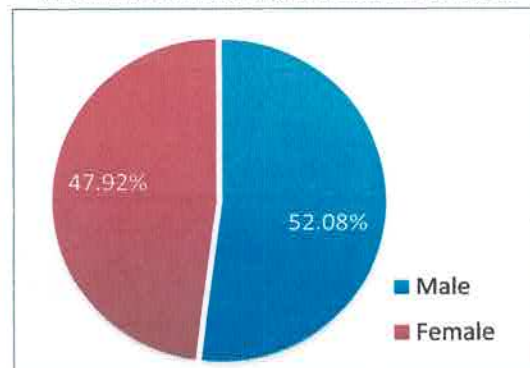
Figure 1: Number and Percent Change of Registered Live Births in Northern Mindanao: 2010-2020



More males were born than females

More males were born in the region comprised of 42,873 or 52.08%, while females registered at 39,444 or 47.92 percent. This resulted to a sex ratio of 109 male babies per 100 female babies.

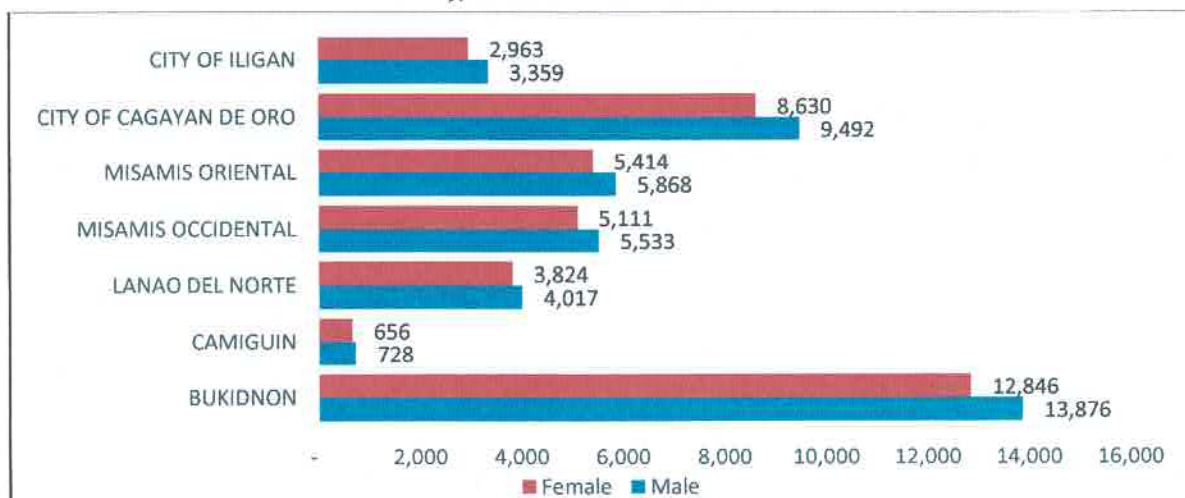
Figure 2: Percent Distribution of Registered Live Births in Northern Mindanao: 2020



Highest occurrence of birth in Bukidnon

Among the provinces and highly urbanized cities in Northern Mindanao, Bukidnon recorded the highest number of registered birth occurrences in 2020 at 32.46 percent (26,722) followed by City of Cagayan de Oro with 22.01 percent or 18,122 births and Misamis Oriental with 13.71 percent or 11,282 births (Figure 3).

Figure 3: Number of Live Births by Place of Occurrence, by Sex, by Province and Highly Urbanized City, Northern Mindanao: 2020



The provinces of Misamis Occidental, Lanao del Norte and City of Iligan have registered live births of 10,644, 7,841 and 6,322, respectively. On the other hand, the least registered number of live births was recorded at Camiguin at 1.68 percent (1,384).

Most number of babies born on January

In 2020, most of registered births occurred in January (9.42%), followed by October (8.97%), September (8.72%), May (8.59%), November (8.44%) and June (8.35%). On the other hand, the month of February had the least number of births at 7.68 percent (Figure 4).

Figure 4: Number and Percent Distribution of Live Births by Month of Occurrence, Northern Mindanao: 2020



In terms of daily average, January recorded the highest with an average of 250 births per day, which is equivalent to 10 births per hour. While the month of February with the lowest recorded births have a daily average of 218 births per day which translates to 9 births per hour.

More babies were born outside the usual place of residence of the mother in Northern Mindanao

More number of babies were born outside the usual place of residence of the mother were recorded in the region (Table 2).

The province of Misamis Occidental, City of Iligan and City of Cagayan de Oro reported more number of mothers gave birth to their child outside their usual residence with an average differential of 6,989 births. The city of Cagayan de Oro registered the largest positive differential of 4,994, followed by the City of Iligan (1,002) and Misamis Occidental (993). This may be due to the expectant mothers' preference to give birth outside their usual place of residence and/or non-residents giving birth in the region.

On the other hand, the remaining provinces registered with a total negative differential of 5,673 of which Misamis Oriental posted the largest negative number of -3,784.

Nine in ten birth deliveries were attended by health professionals

Of the total number of births in the region, 92.94 percent were attended by health professionals (physician, midwife or nurse) or equivalent to 76,502 births. On the other hand, 6.77 percent or 5,570 births were delivered by a traditional birth attendant or hilot, declining from 5,778 in the previous year. This indicates that most mothers preferred to be attended by health professionals during delivery of their child rather than those traditional birth attendants.

Meanwhile, there were 245 registered births that were attended through other types of delivery and not stated (Figure 5 and Table 3).


Figure 5: Percentage Distribution of Registered Live Births by Attendant at Birth, Northern Mindanao: 2020



SUPPORT THE 2015-2024 CRVS DECADE

President Benigno S. Aquino III signed Proclamation No. 1106 on August 20, 2015 which declared the years 2015 to 2024 as Civil Registration and Vital Statistics Decade (CRVS). Said proclamation is a concrete manifestation of the Philippine government's support to the outcome of the Ministerial Conference on CRVS in Asia and the Pacific held in November 2014 in Bangkok, Thailand.

Source: <https://psa.gov.ph/content/president-aquino-declares-years-2015-2024-civ...>



JANITH C. AVES, CE, DM
(Chief Statistical Specialist)
Officer-in-Charge



VAG/ARB/LJS

For further inquiries, you may contact:

Civil Registration and Administrative Support Division
Philippine Statistics Authority Regional Statistical Services Office 10
3rd Floor, Module-2 BPO & Cyberpark Bldg., Limketkai Drive
Brgy. 31, Cagayan de Oro City
Website: <http://rso10.psa.gov.ph>
Email: psaregion10@gmail.com, psa10crasd@gmail.com
Telefax: (088) 291-1672, 0917-821-9152

STATISTICAL TABLES

Table 1. Number of Live Births and Percent Change, Northern Mindanao: 2010-2020

	2010	2011	2012	2013	2014	2015	2016	2017	2018	2019	2020
Total Northern Mindanao	84,797	84,915	86,483	87,676	86,143	89,682	91,315	93,986	90,237	92,146	82,317
Percent Change	6.49	0.14	1.85	1.38	-1.75	4.11	1.82	2.93	-3.99	2.12	-10.67

Source: Philippine Statistics Authority, Civil Registration Services, Vital Statistics Division

Note: Figures are not adjusted for under registration

Table 2. Number of Births by Place of Occurrence and Usual Residence of Mother, by Province, by Highly Urbanized City, Northern Mindanao: 2020

Region/Province/HUC	Place of Occurrence			Usual Residence of Mother		
	Both Sexes	Male	Female	Both Sexes	Male	Female
Region X (Northern Mindanao)	82,317	42,873	39,444	81,001	42,210	38,791
Bukidnon	26,722	13,876	12,846	27,505	14,320	13,185
Camiguin	1,384	728	656	1,405	740	665
Lanao Del Norte	7,841	4,017	3,824	8,926	4,615	4,311
Misamis Occidental	10,644	5,533	5,111	9,651	5,012	4,639
Misamis Oriental	11,282	5,868	5,414	15,066	7,861	7,205
City Of Cagayan De Oro	18,122	9,492	8,630	13,128	6,826	6,302
City Of Iligan	6,322	3,359	2,963	5,320	2,836	2,484

Source: Philippine Statistics Authority, Civil Registration Services, Vital Statistics Division

Note: Figures are not adjusted for under registration

Table 3. Number of Registered Live Births by Attendant at Birth and Place of Occurrence, Philippines: 2020

Place of Occurrence (Region, Province and City/Municipality)	Attendant at Birth				
	Total	Health Professional	Traditional Birth Attendant	Others	Not Stated
Region X (Northern Mindanao)	82,317	76,502	5,570	235	10
Bukidnon	26,722	25,013	1,570	133	6
Camiguin	1,384	1,379	-	5	-
Lanao Del Norte	7,841	5,670	2,170	1	-
Misamis Occidental	10,644	10,084	545	11	4
Misamis Oriental	11,282	10,446	763	73	-
City Of Cagayan De Oro	18,122	17,935	185	2	-
City Of Iligan	6,322	5,975	337	10	-