



SPECIAL RELEASE

Registered Marriages in Region X: 2021

Date of Release: 19 May 2023

Reference No. 2023-10

Explanatory Note

Data on marriages presented in this release were obtained from the timely and late registered marriages at the Office of the City/Municipal Civil Registrars throughout the country and submitted to the Office of the Civil Registrar General through the Philippine Statistics Authority (PSA)-Provincial Statistical Offices (PSOs). The information presented includes marriages that occurred from January to December 2021 based on data files received by the PSA - Civil Registration Service (CRS) from the PSOs that were registered as of 31 March 2022. Figures presented herein are not adjusted for under registration. This release includes marriages of Filipinos whose usual residence is abroad and marriages of foreign nationals that occurred in the country during the reference period. Marriages of Filipinos abroad which were reported to the Philippine Foreign Service Posts are presented in a separate report.

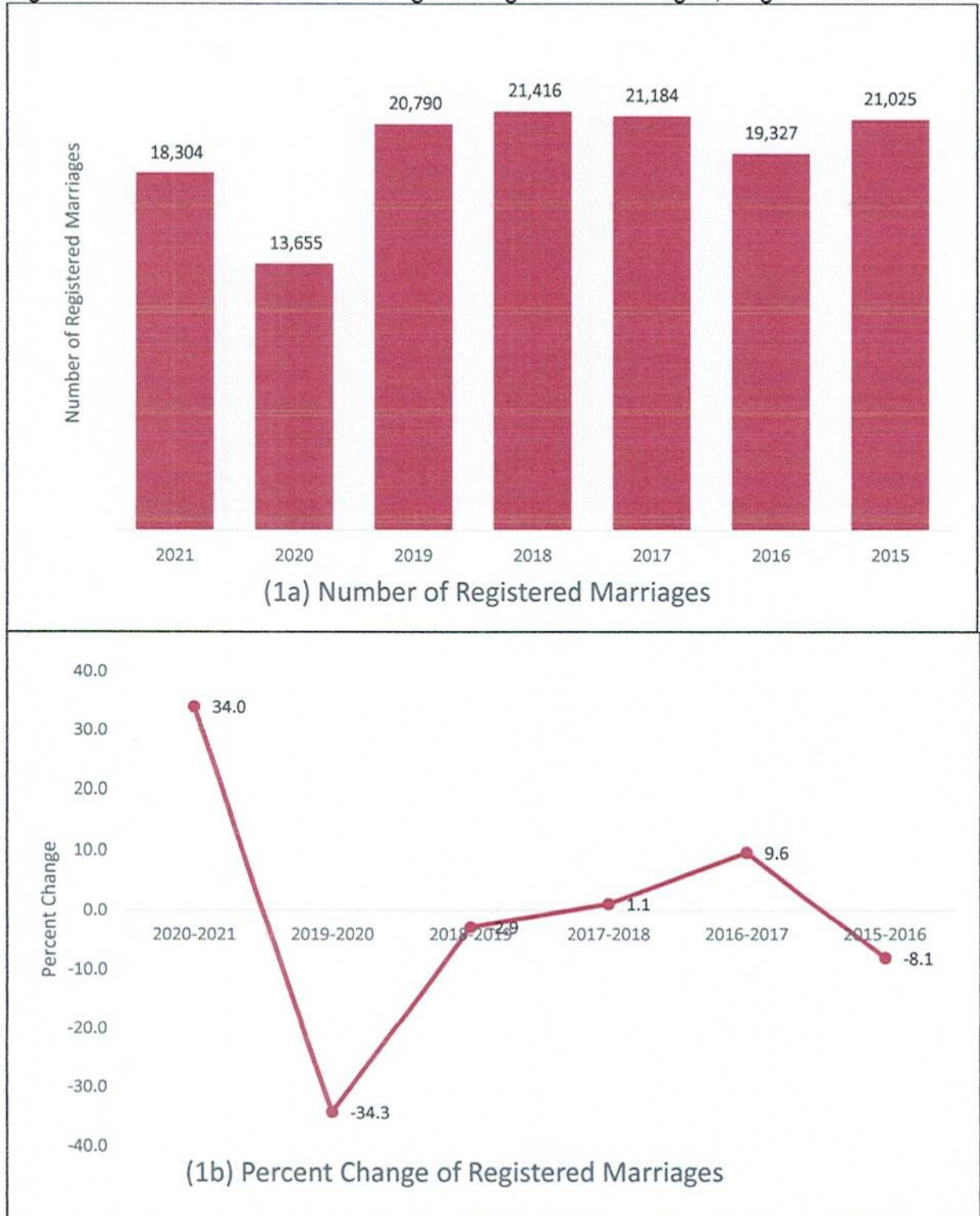
Registered marriages up by 34 percent in 2021

A total of 18,304 marriages were registered in 2021, an increase of 34.0 percent from the total registered marriages of 13,655 in 2020. (Figure 1a and 1b)

Concurrently, Region X has the Crude Marriage Rate (CMR)² increased to 3.6 or 3 marriages per thousand population.

Highest percent change was noted in year 2021 for period covering 2015-2021, while a drop of 34.3 percent was noted in 2020.

Figure 1. Number and Percent Change of Registered Marriages, Region X: 2015-2021



Source: Philippine Statistics Authority (Data on marriages are those registered at the Office of the City/Municipal Registrars throughout the country and submitted to the Office of the Civil Registrar General; Certificate of Marriage Municipal Form 97)

Note: Figures are results of actual registration without any adjustment for under Registration

Leap years: 2012, 2016 and 2020

Registered marriages highest in Bukidnon

Among the 5 provinces in Region X, Bukidnon recorded the highest number of registered marriages in 2021 with 7,038 or 38.5 percent of the total marriages. Misamis Oriental which includes Cagayan de Oro City recorded the second highest number of marriages with 5,978 (32.7% share) followed by Lanao del Norte which includes Iligan City with 2,656 (14.5% share). These three provinces collectively shared more than three-fourth (85.6%) of the total registered marriages in the region. The same provinces also reported the highest number of registered marriages in 2020.

On the other hand, the province of Camiguin had the lowest number of registered marriages in 2021 with only 217 or 1.2 percent of the total marriages in the region.

Meanwhile, the highest increase of registered marriages was observed in Lanao del Norte with 40.9 percent change, from 1,885 in 2020 to 2,656 in 2021, whereas Camiguin declined its number from 245 registered marriages in 2020 to 217 in 2021. (Figure 2)

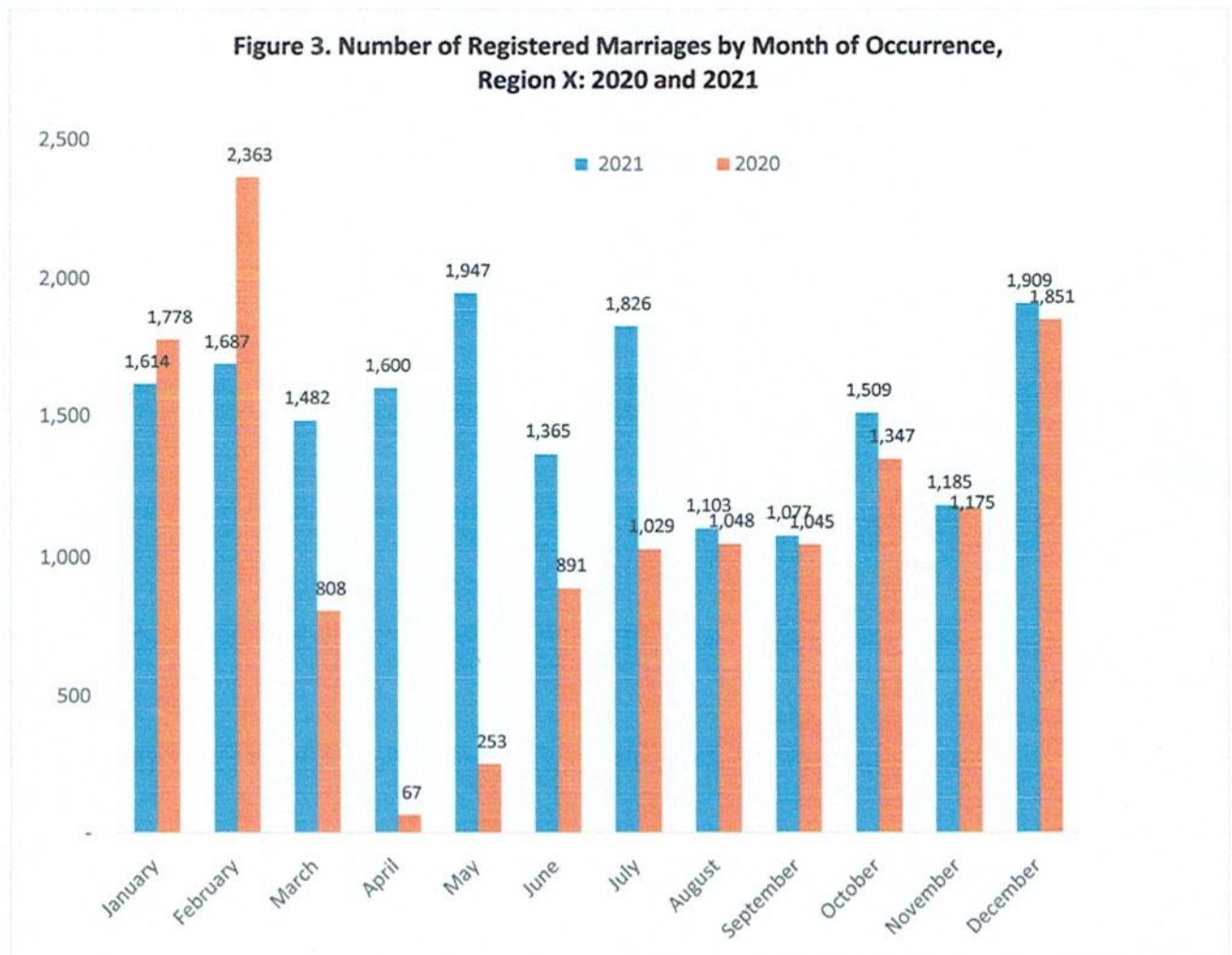


Source: Philippine Statistics Authority (Data on marriages are those registered at the Office of the City/Municipal Registrars throughout the country and submitted to the Office of the Civil Registrar General; Certificate of Marriage Municipal Form 97)

Most marriages occurred in May

In 2021, May recorded the highest number of registered marriages with 1,947 or 10.6 percent of the total marriages in the region. The month of December ranked second with 1,909 (10.4% share), followed by the month of July with 1,826 (10.0% share).

On the other hand, the month of September had the least number of registered marriages with 1,077 (5.9% share).



Source: Philippine Statistics Authority (Data on marriages are those registered at the Office of the City/Municipal Registrars throughout the country and submitted to the Office of the Civil Registrar General; Certificate of Marriage Municipal Form 97)

Note: Figures are results of actual registration without any adjustment for under Registration

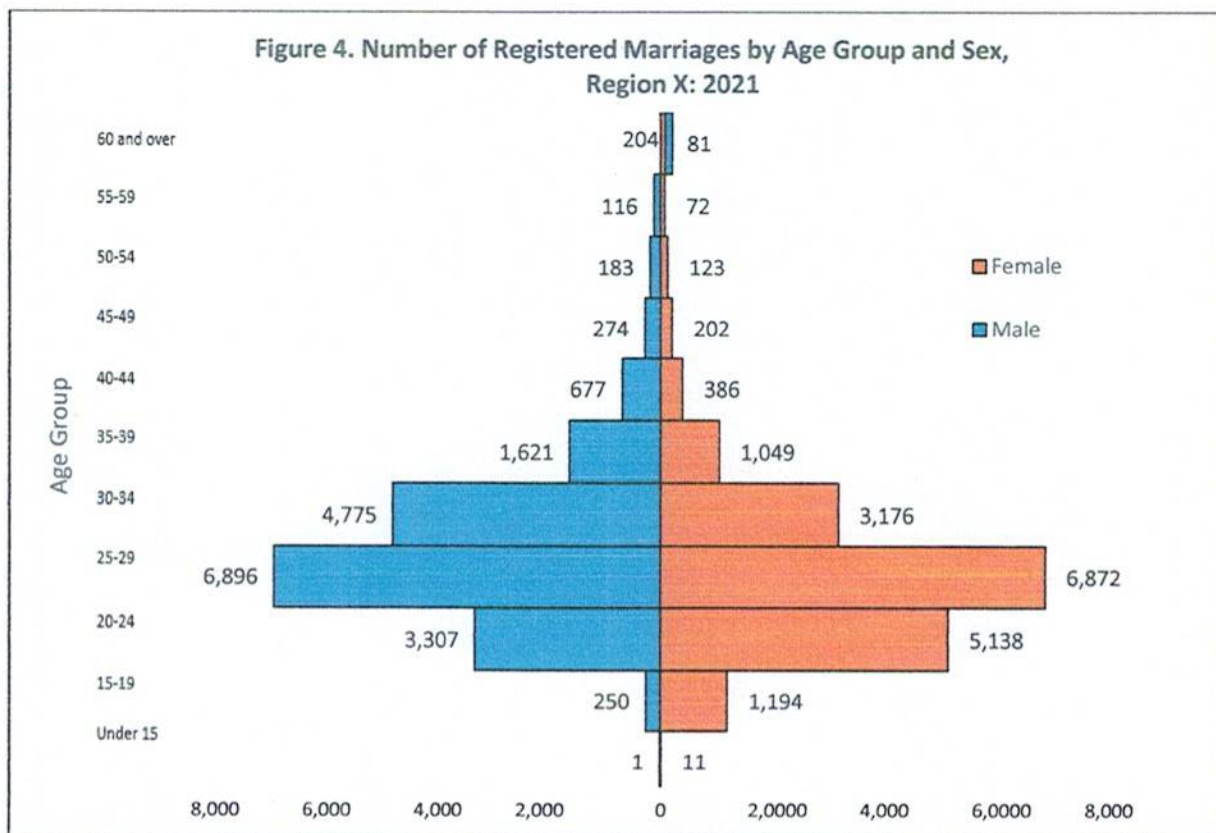
Majority of couples married between ages 25 to 29 years

Of the total number of registered marriages in the region, majority were aged at 25 to 29 years old. Around four in 10 men (6,896 or 37.7% share) married at these ages, and about the same proportion was observed for women (6,872 or 37.5% share). In 2021, median age of marriage was 27 years old for women and 29 years old for men. The same median ages were recorded in the previous year.

The number of men who are over 50 years of age (503 or 2.7% share) was almost twice than the number of women of the same age group (276 or 1.5% share). (Figure 4).

Marriages involving adolescent females were four times as much as those involving teenage males

In 2021, a total of 1,205 (6.6% share) marriages involved females below 20 years old. This is nearly fifth times as much as marriages involving males of the same age-group (251 or 1.4% share).



Source: Philippine Statistics Authority (Data on marriages are those registered at the Office of the City/Municipal Registrars throughout the country and submitted to the Office of the Civil Registrar General; Certificate of Marriage Municipal Form 97)

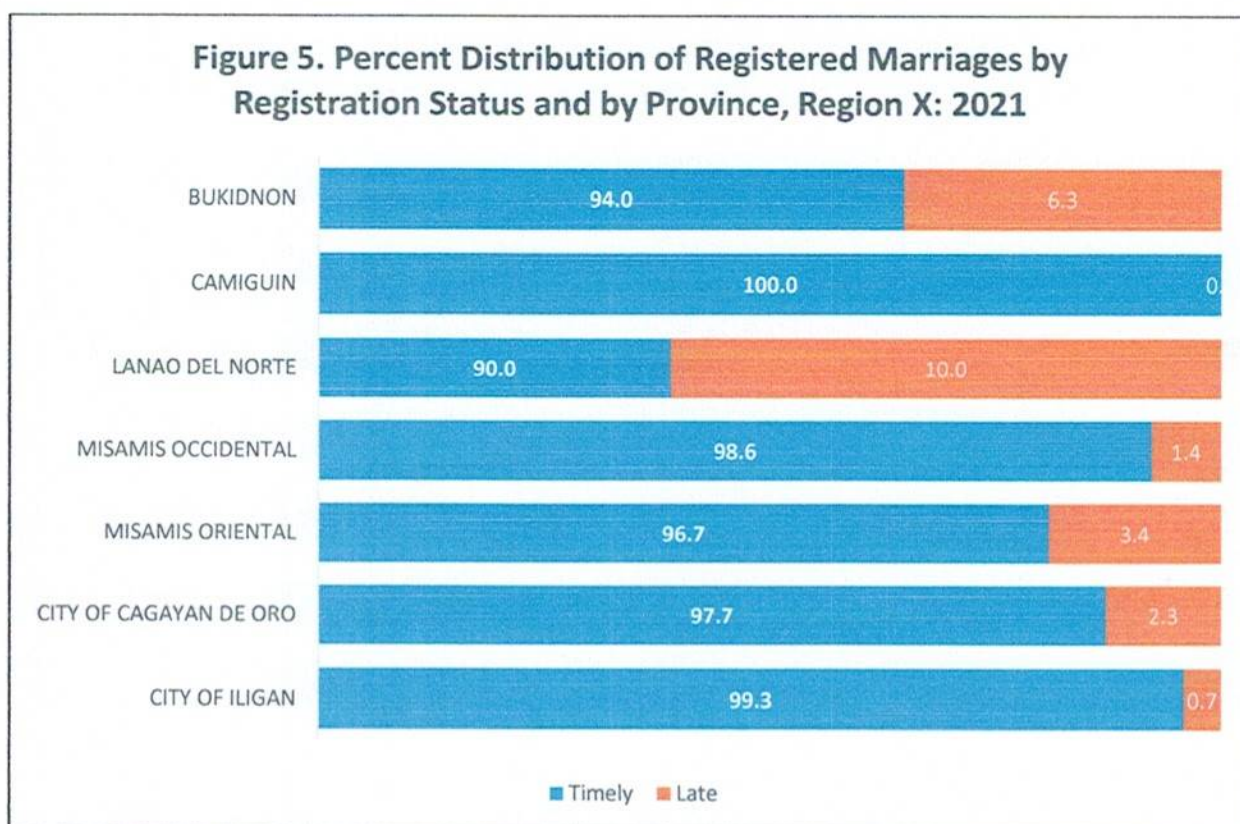
Note: Figures are results of actual registration without any adjustment for under Registration

More than 90% were registered on time

Timely registration refers to registration of the marriage within 30 days from the date of celebration.

The three provinces that recorded the highest share in timely registered marriages in 2021 were Camiguin, Misamis Occidental and Misamis Oriental.

Camiguin had 100 percent registration of marriages for the year 2021. This was followed by Misamis Occidental at 98.6 percent and Misamis Oriental (excluding Cagayan de Oro City) at 96.7 percent. Lanao del Norte (excluding Iligan City) recorded the highest number of late registered births at 10 percent.



Source: Philippine Statistics Authority (Data on marriages are those registered at the Office of the City/Municipal Registrars throughout the country and submitted to the Office of the Civil Registrar General; Certificate of Marriage Municipal Form 97)

Note: Figures are results of actual registration without any adjustment for under Registration

J. Aves
JANITH C. AVES, DM
Officer-in-Charge, PSA RSO 10