



# SPECIAL RELEASE

## First Quarter 2024 Highlights of Major Crops Production in Northern Mindanao

Date of Release: 31 December 2024  
Reference No. PSAX-SR-2024-17

The volume of production of major crops in Northern Mindanao reached 3.5 million metric tons (MT) in the first quarter of 2024, a 12.9 percent increase from its volume of production in the same quarter in the previous year. (Table 1 and Figure 1)

Table 1. Volume of Production of Major Crops by Crop Group, Northern Mindanao: First Quarter, 2023 and 2024 (in metric tons)

Crop Group	Q1 2023	Q1 2024	Growth Rate (%)	Percent Share (% for 2024)
<b>TOTAL</b>	<b>3,065,993.98</b>	<b>3,461,367.85</b>	<b>12.9</b>	
<b>Fruit Crops</b>	<b>922,518.26</b>	<b>918,041.63</b>	<b>-0.5</b>	<b>26.5</b>
<b>Vegetables and Rootcrops</b>	<b>213,817.58</b>	<b>196,053.19</b>	<b>-8.3</b>	<b>5.7</b>
<b>Non-Food and Industrial Crops</b>	<b>1,929,658.14</b>	<b>2,347,273.03</b>	<b>21.6</b>	<b>67.8</b>

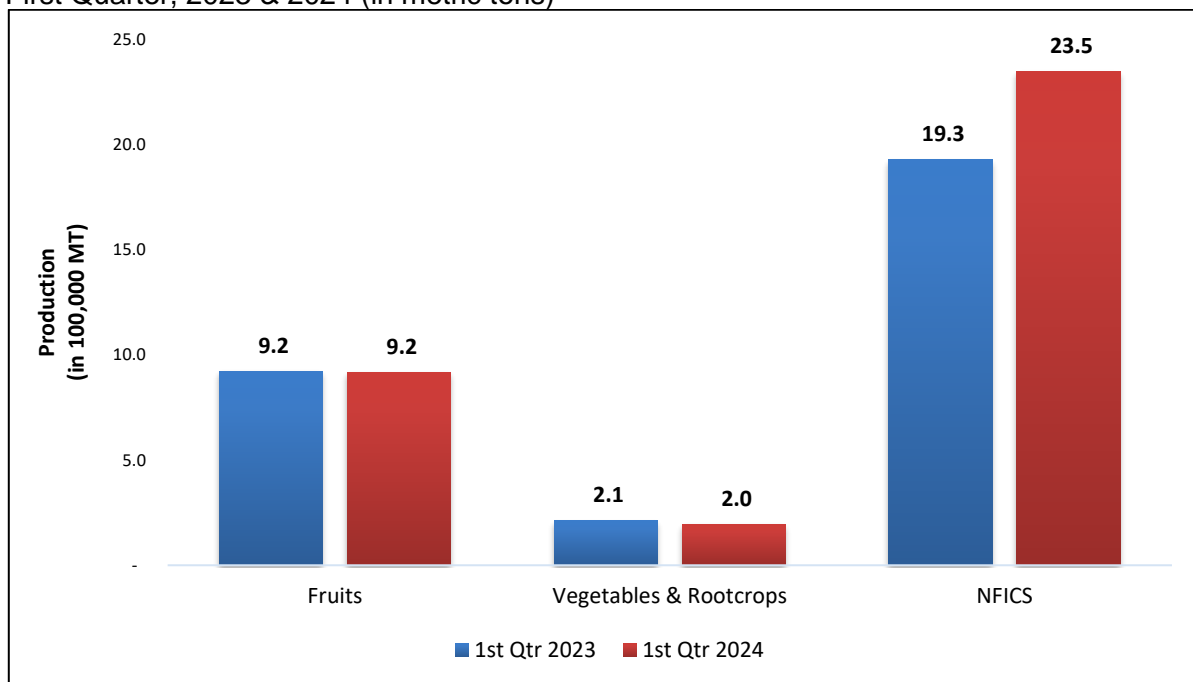
Source: Crops Production Survey (CrPS)  
Details may not add up to total due to rounding.

The total production of major fruit crops registered at 918.0 thousand MT and shows a 0.5 percent decrease from 922.5 thousand MT production in the first quarter of 2023. Vegetables and Rootcrops, on the other hand, recorded a production of 196.1 thousand MT, equivalent to 8.3 percent decrease from 213.8 thousand MT production posted in the same quarter of the previous year.

Moreover, only production of Non-Food and Industrial Crops (NFICs) registered an increase of 21.6 percent from the 1.9 million MT production during the first quarter of 2023 to 2.3 million MT in the first quarter 2024. Among the three crop groups, NFICs dominate with 67.8 percent share to the total major crop production, followed by fruit crops at 26.5 percent.



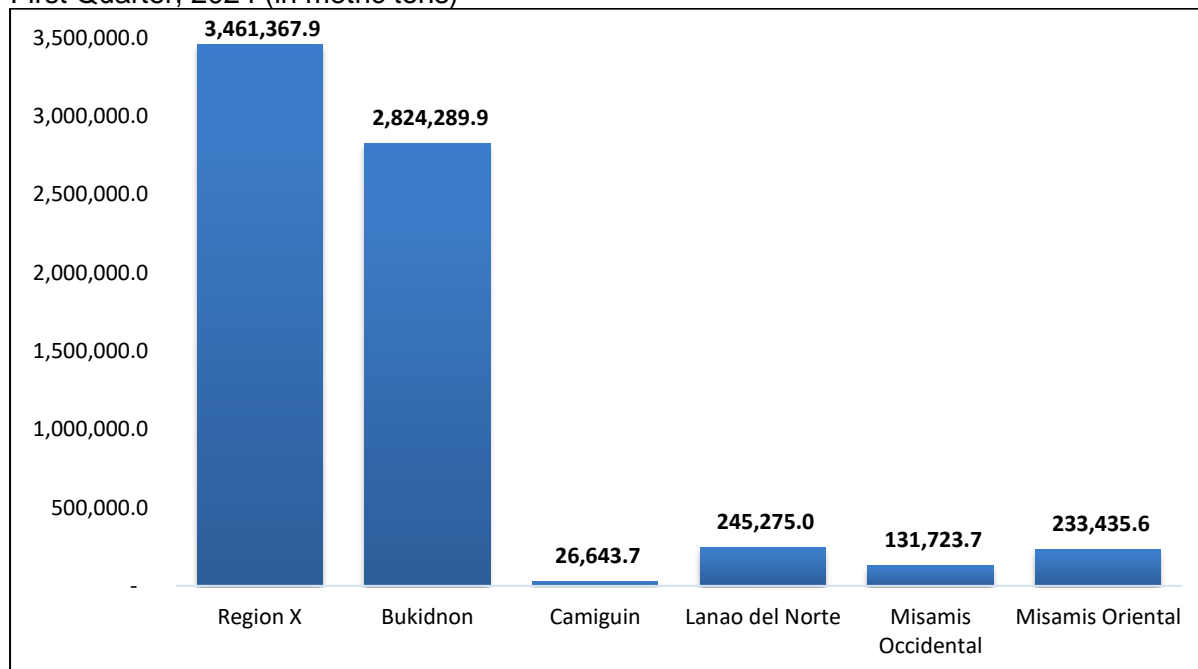
Figure 1. Major Crops Production by Crop Group, Northern Mindanao: First Quarter, 2023 & 2024 (in metric tons)



Source: Crops Production Survey (CrPS)

Details may not add up to total due to rounding.

Figure 2. Major Crops Production by Province, Northern Mindanao: First Quarter, 2024 (in metric tons)



Source: Crops Production Survey (CrPS)

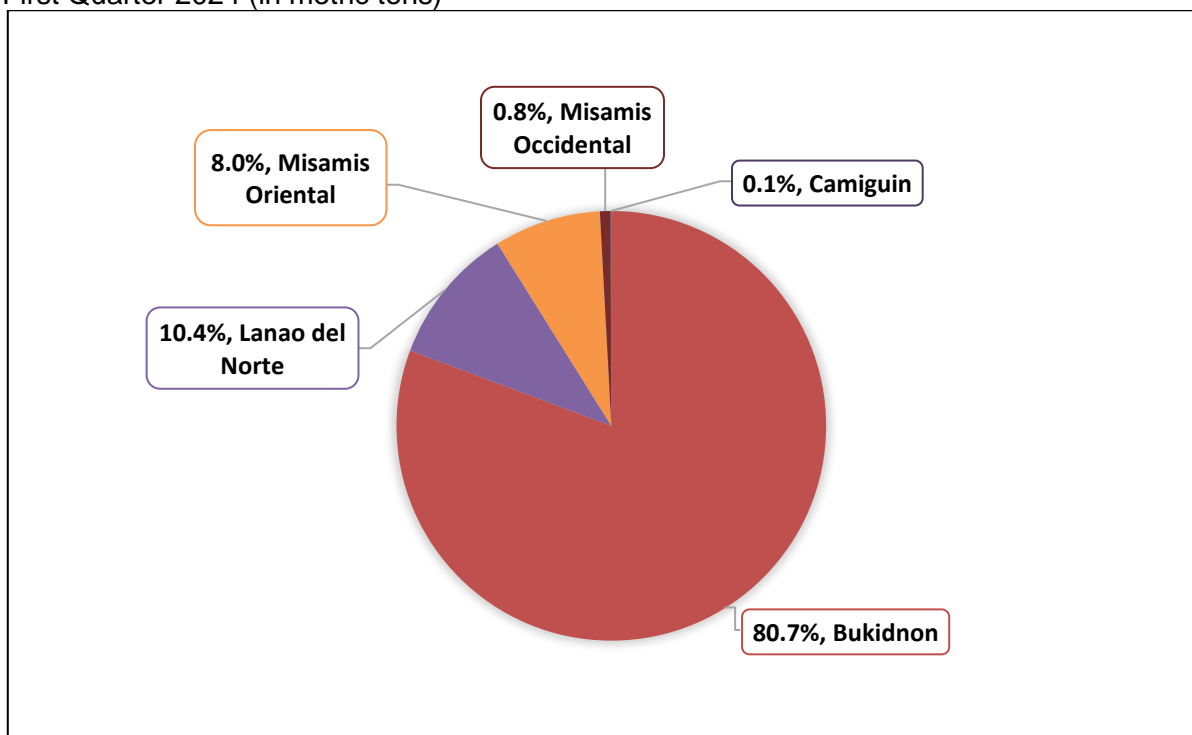
Details may not add up to total due to rounding.

Among the provinces, Bukidnon recorded the highest major crops production during the first quarter of 2024, reaching 2.8 million MT followed by Lanao del Norte (245.3 thousand MT) and Misamis Oriental (233.4 thousand MT). Camiguin, on the other hand, recorded the lowest crop production at 26.6 thousand MT during the first quarter of 2024. (Figure 2)

## FRUIT CROPS

The volume of production of major fruit crops in Northern Mindanao in first quarter 2024 was recorded at 918.0 thousand MT, equivalent to a 0.5 percent decrease from the fruit production in the same quarter last year. Among the provinces, Bukidnon ranked first in the production of fruit crops, reaching 740.8 thousand MT or equivalent to 80.7 percent of the total fruit crops production in the region. (Figure 3)

Figure 3. Major Fruit Crops Production, Percent Share by Province, Northern Mindanao: First Quarter 2024 (in metric tons)



Source: Crops Production Survey (CrPS)  
Details may not add up to total due to rounding.

### Major Fruit Crops

In first quarter 2024, banana recorded the highest production, accounting for 58.6 percent (538.1 thousand MT) of the total production of major fruit crops in the region. Pineapple ranked second with 41.2 percent share, recorded at 378.6 thousand MT. (Table 2)

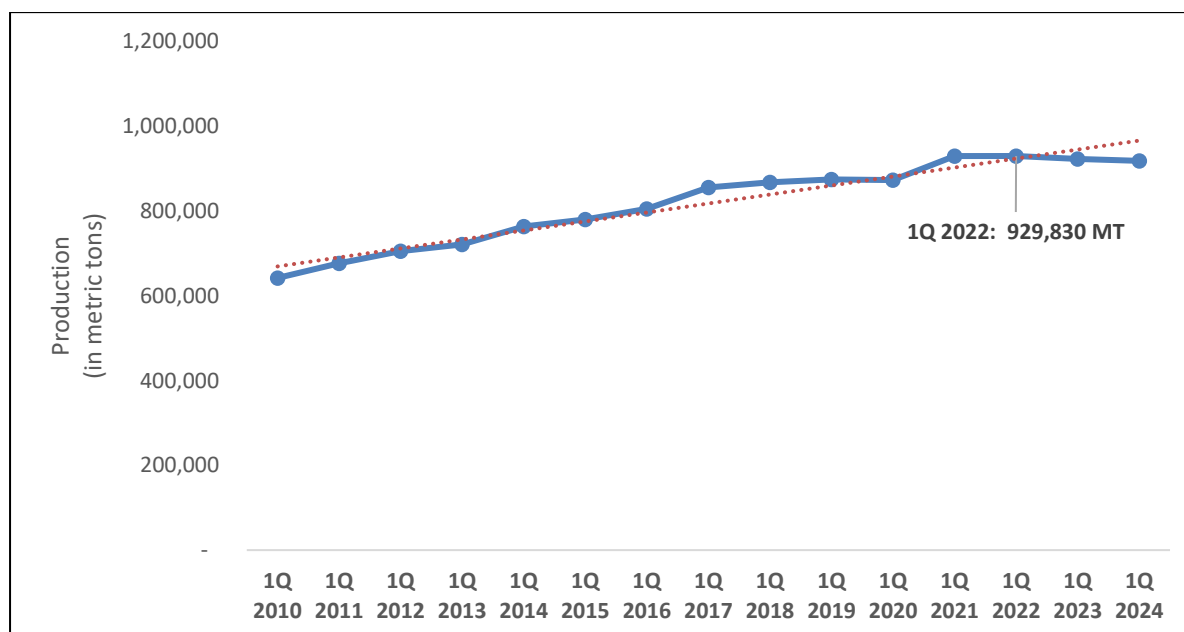
Table 2. Volume of Production of Major Fruit Crops, Northern Mindanao:  
First Quarter, 2023 and 2024 (in metric tons)

Major Fruits	Q1 2023	Q1 2024	Growth Rate (%)	Percent Share (% , for 2024)
<b>TOTAL</b>	<b>922,518.26</b>	<b>918,041.63</b>	<b>-0.5</b>	
<b>Banana</b>	<b>550,359.68</b>	<b>538,059.72</b>	<b>-2.2</b>	<b>58.6</b>
<b>Calamansi</b>	<b>339.96</b>	<b>334.82</b>	<b>-1.5</b>	<b>0.04</b>
<b>Mango</b>	<b>1,013.30</b>	<b>1,002.36</b>	<b>-1.1</b>	<b>0.1</b>
<b>Pineapple</b>	<b>370,805.32</b>	<b>378,644.73</b>	<b>2.1</b>	<b>41.2</b>

Source: Crops Production Survey (CrPS)

Details may not add up to total due to rounding.

Among the major fruit crops produced, banana recorded the highest decrease in production at -2.2 percent followed by calamansi with 1.5 percent decrease and Mango with 1.1 percent decrease. On the other hand, pineapple recorded production of 378.6 thousand MT in the first quarter of 2024, that is, 2.1 percent increase from the production recorded in the same quarter last year.

Figure 4. Year-in-Year Major Fruit Crops Production, Northern Mindanao:  
First Quarter 2010 – First Quarter 2024 (in metric tons)

Source: Crops Production Survey (CrPS)

Details may not add up to total due to rounding.

The year-on-year comparison of major fruit crops production in Northern Mindanao presents an increasing trend. As shown in the figure above (Figure 4), the highest major fruit crops production was recorded in 2022, reaching 929,830 MT.

## MAJOR VEGETABLES AND ROOT CROPS

Northern Mindanao production of major vegetables and rootcrops was recorded at 196.1 thousand MT during the first quarter of 2024, an 8.3 percent decrease from the 213.8 thousand MT from the same quarter last year. Among the major vegetables and root crops, cabbage recorded the highest decrease at -15.5 percent followed by cassava at -9.1 percent. On the other hand, eggplant recorded the highest increase of 1.4 percent followed by peanut at 1.0 percent in the first quarter of 2024. (Table 3)

Within the region, cassava (90.6%) accounted for the biggest share of the total production of major vegetables and root crops in the region, that is, 177.6 thousand MT.

Table 3. Volume of Production of Selected Major Vegetables and Rootcrops, Northern Mindanao: First Quarter 2023 and 2024 (in metric tons)

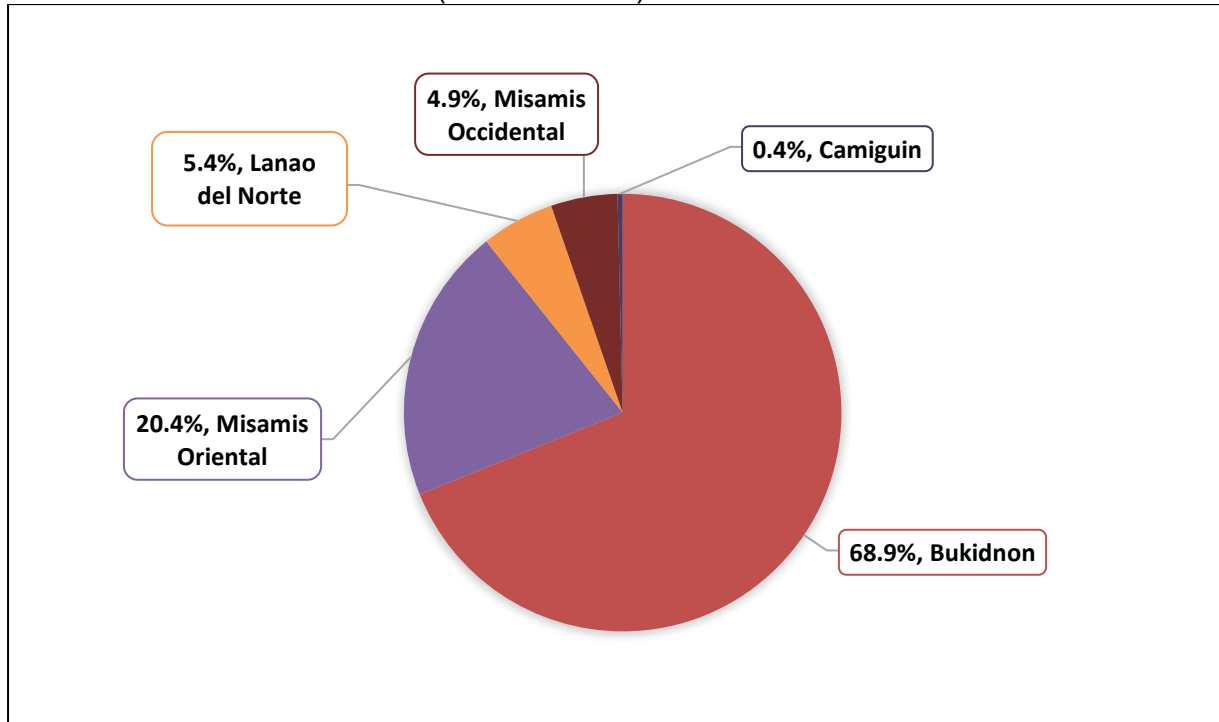
Major Vegetables and Rootcrops	Q1 2023	Q1 2024	Growth Rate (%)	Percent Share (% , for 2024)
<b>TOTAL</b>	<b>213,817.58</b>	<b>196,053.19</b>	<b>-8.3</b>	
<b>Cabbage</b>	<b>590.77</b>	<b>499.25</b>	<b>-15.5</b>	<b>0.3</b>
<b>Cassava</b>	<b>195,248.53</b>	<b>177,575.10</b>	<b>-9.1</b>	<b>90.6</b>
<b>Eggplant</b>	<b>1,163.62</b>	<b>1,179.81</b>	<b>1.4</b>	<b>0.6</b>
<b>Mongo</b>	<b>141.67</b>	<b>134.54</b>	<b>-5.0</b>	<b>0.1</b>
<b>Onion</b>	<b>-</b>	<b>15.98</b>		<b>0.01</b>
<b>Peanut</b>	<b>878.52</b>	<b>887.33</b>	<b>1.0</b>	<b>0.5</b>
<b>Sweet Potato</b>	<b>10,764.09</b>	<b>10,772.85</b>	<b>0.1</b>	<b>5.5</b>
<b>Tomato</b>	<b>5,030.38</b>	<b>4,988.33</b>	<b>-0.8</b>	<b>2.5</b>

Source: Crops Production Survey (CrPS)

Details may not add up to total due to rounding.

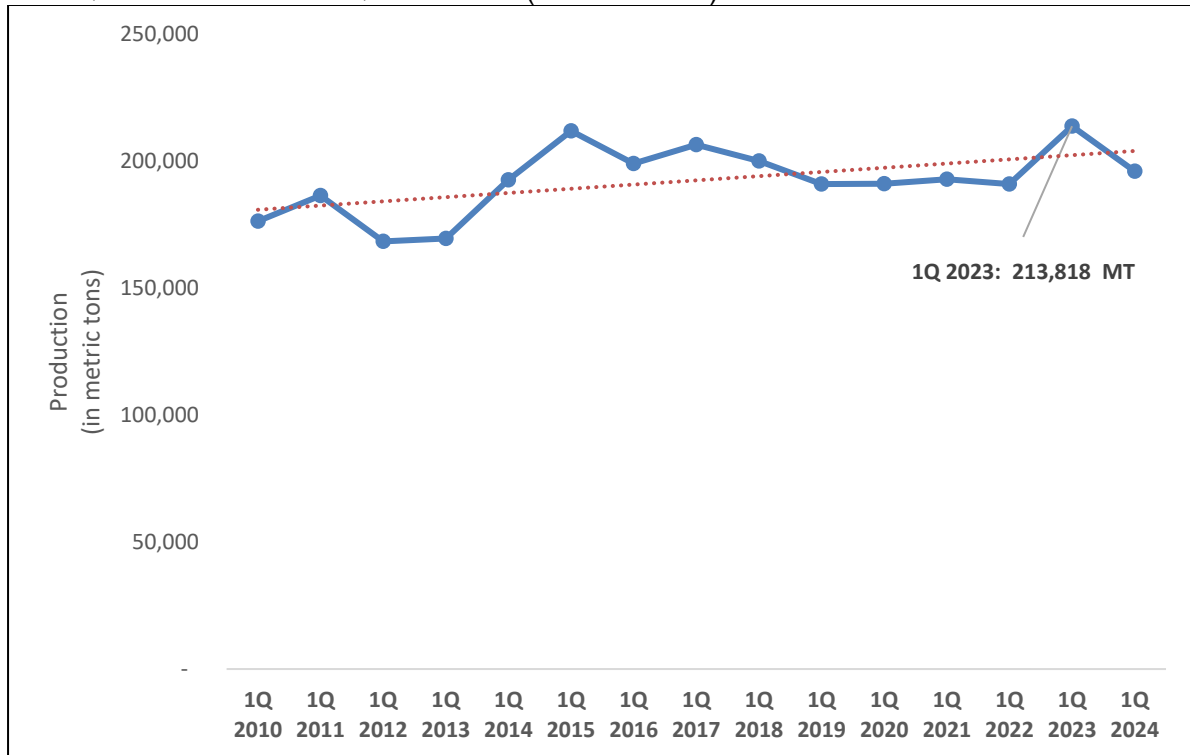
Among the provinces, Bukidnon recorded the highest production of major vegetables and rootcrops, reaching 135.1 thousand MT or 68.9 percent of the region's total major vegetables and rootcrops production in the first quarter of 2024. This was followed by Misamis Oriental with 20.4 percent share. On the other hand, Camiguin recorded the lowest regional share accounting to 0.4 percent of the total regional production. (Figure 5)

Figure 5. Major Vegetables and rootcrops Production by Province, Northern Mindanao: First Quarter 2024 (in metric tons)



Source: Crops Production Survey (CrPS)  
Details may not add up to total due to rounding.

Figure 6. Year-in-Year Major Vegetables and Rootcrops Production, Northern Mindanao: First Quarter 2010 – First Quarter 2024 (in metric tons)



Source: Crops Production Survey (CrPS)  
Details may not add up to total due to rounding.

The year-on-year comparison of major vegetables and rootcrops production in Northern Mindanao presents an increasing trend. As shown in the figure above (Figure 6), the highest major vegetables and rootcrops production was recorded in 2023 at 213,818 MT.

## MAJOR NON-FOOD AND INDUSTRIAL CROPS

Northern Mindanao recorded a total of 2.3 million MT of Non-Food and Industrial Crop during the first quarter of 2024, a 21.6 percent increase from the 1.9 million MT production in the same quarter of 2023.

Within the region, sugarcane accounted for 82.3 percent of the total regional production for major non-food and industrial crops, followed by coconut (with husk) which accounted for 17.5 percent. (Table 4)

Table 4. Volume of Production of Major Non-Food and Industrial Crops, Northern Mindanao: First Quarter, 2023 and 2024 (in metric tons)

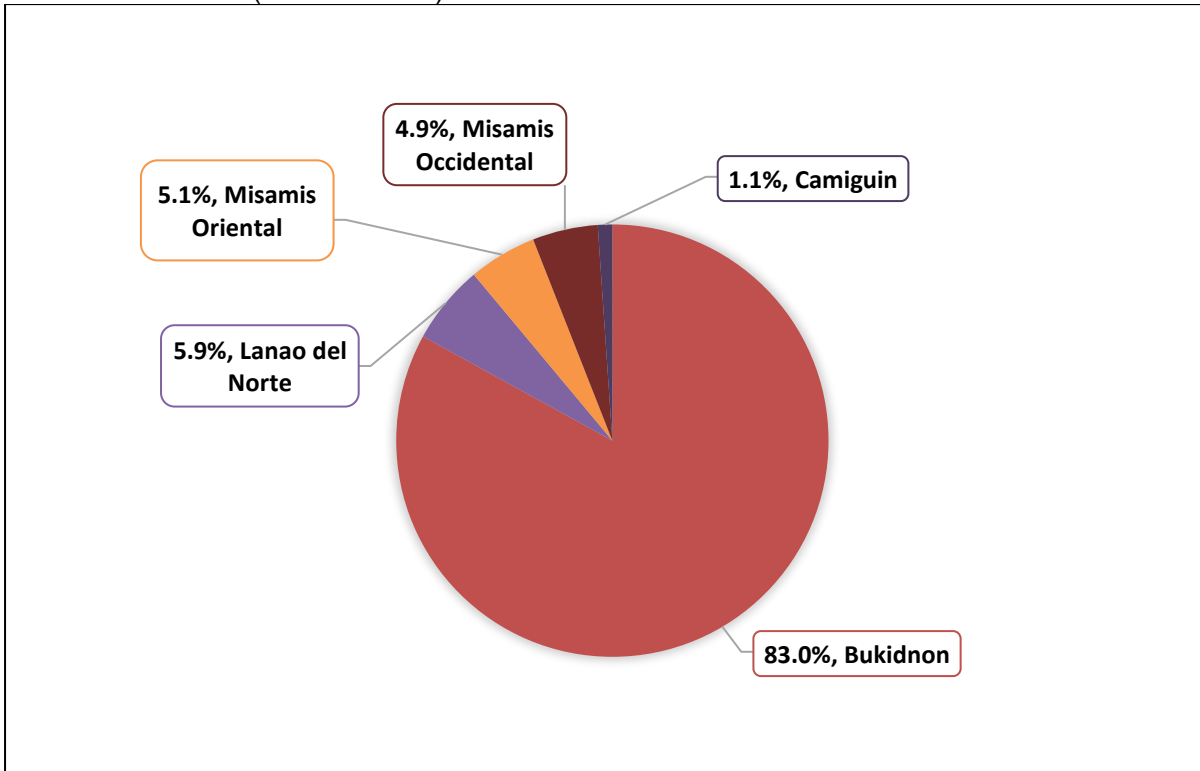
Major Non-Food and Industrial Crops	Q1 2023	Q1 2024	Growth Rate (%)	Percent Share (% for 2024)
<b>TOTAL</b>	<b>1,929,658.14</b>	<b>2,347,273.03</b>	<b>21.6</b>	
<b>Abaca, dried fiber</b>	<b>1,263.67</b>	<b>1,658.32</b>	<b>31.2</b>	<b>0.1</b>
<b>Cacao</b>	<b>72.65</b>	<b>73.88</b>	<b>1.7</b>	<b>0.003</b>
<b>Coconut, with husk</b>	<b>441,933.98</b>	<b>410,858.31</b>	<b>-7.0</b>	<b>17.5</b>
<b>Coffee, green coffee beans</b>	<b>1,290.82</b>	<b>1,323.23</b>	<b>2.5</b>	<b>0.1</b>
<b>Rubber, cuplump</b>	<b>876.60</b>	<b>914.95</b>	<b>4.4</b>	<b>0.04</b>
<b>Sugarcane</b>	<b>1,484,147.50</b>	<b>1,932,363.68</b>	<b>30.2</b>	<b>82.3</b>
<b>Tobacco</b>	<b>72.92</b>	<b>80.66</b>	<b>10.6</b>	<b>0.003</b>

Source: Crops Production Survey (CrPS)

Details may not add up to total due to rounding.

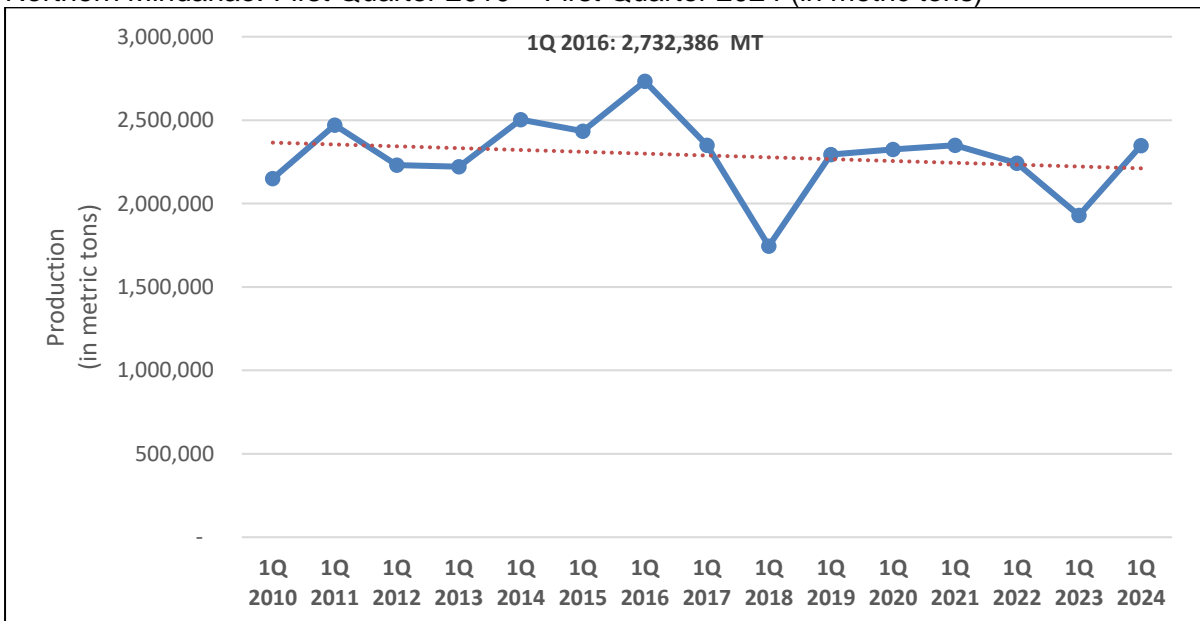
In the first quarter of 2024, Bukidnon still recorded the highest production of major non-food and industrial crops, reaching 1.9 million MT or 83.0 percent of the total regional production in the first quarter of 2024. This was followed by Lanao del Norte with 139.1 thousand MT or 5.9 percent share to the regional non-food and industrial crops. On the other hand, Camiguin recorded the lowest regional share, accounting for 1.1 percent of the total regional production. (Figure 7)

Figure 7. Major Non-food and Industrial Crops Production by Province, Northern Mindanao: First Quarter 2024 (in metric tons)



Source: Crops Production Survey (CrPS)  
 Details may not add up to total due to rounding.

Figure 8. Year-in-Year Major Non-Food and Industrial Crops Production, Northern Mindanao: First Quarter 2010 – First Quarter 2024 (in metric tons)




Source: Crops Production Survey (CrPS)  
 Details may not add up to total due to rounding.



Reference No. PSAX-SR-2024-17

Subject: First Quarter 2024 Highlights of Major Crops Production in Northern Mindanao  
31 December 2024

The year-on-year comparison of major non-food and industrial crops production in Northern Mindanao presents a decreasing trend. As shown in the figure above (Figure 8), the highest major NFICs production was recorded in 2016, accounting to 2,732,386 MT.



**JANITH C. AVES, CE, DM**  
Regional Director  
PSA RSSO 10

SBB/AAL