



SPECIAL RELEASE

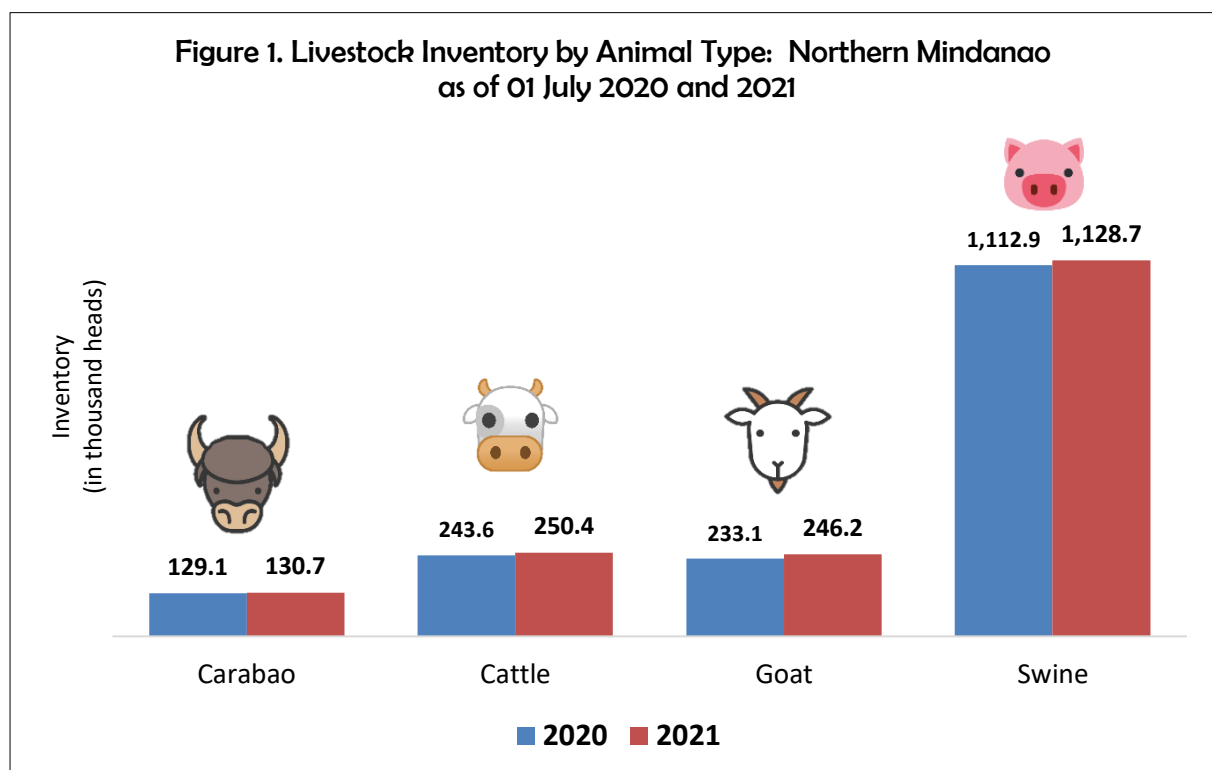
Livestock and Poultry Situation in Northern Mindanao: First Semester 2021

Date of Release: 17 December 2021

Reference No. PSAX-SR-2021- 24

LIVESTOCK INVENTORY

Carabao inventory in the region recorded 130,723 heads during the first semester of 2021, an increase of 1.3 percent year-on-year. Inventory of cattle reached 250,359 heads from 243,633 heads, an increase of 2.8 percent. Meanwhile, goat inventory increased by 5.6 percent recording at 246,162 heads from 233,147 heads. Swine inventory increased to 1,128,705 heads from 1,112,904 heads, an increase of 1.4 percent year-on-year. (See Figure 1)



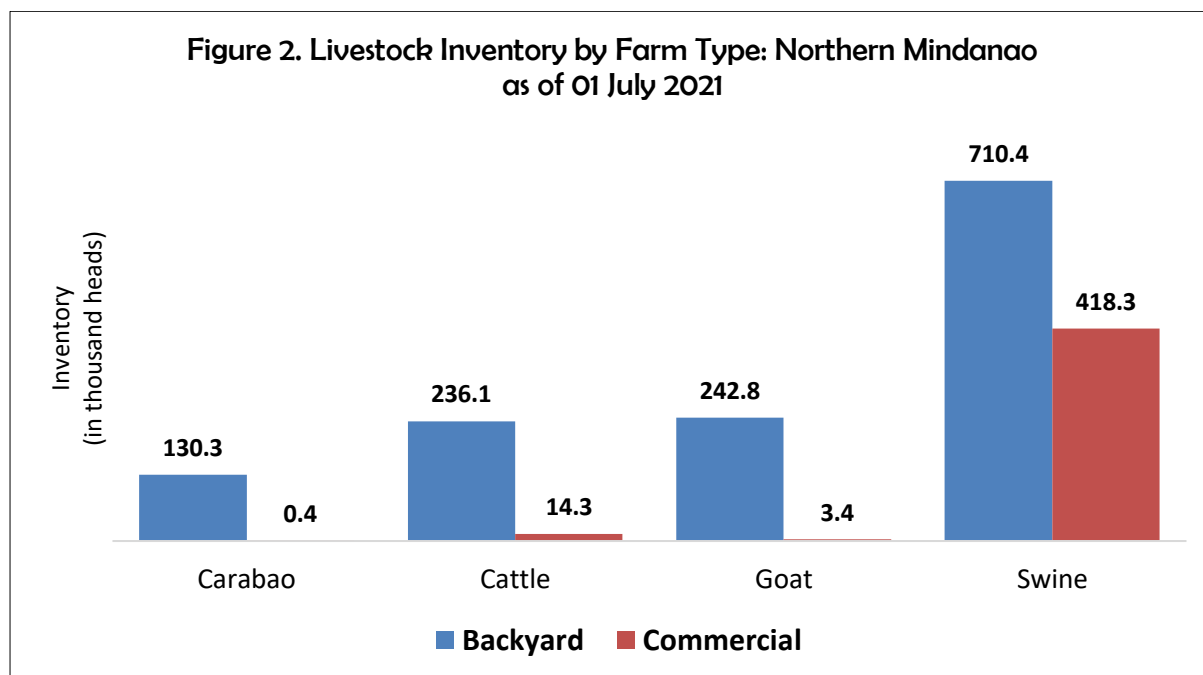
Management System
ISO 9001:2015



www.tuv.com
ID 9106440991

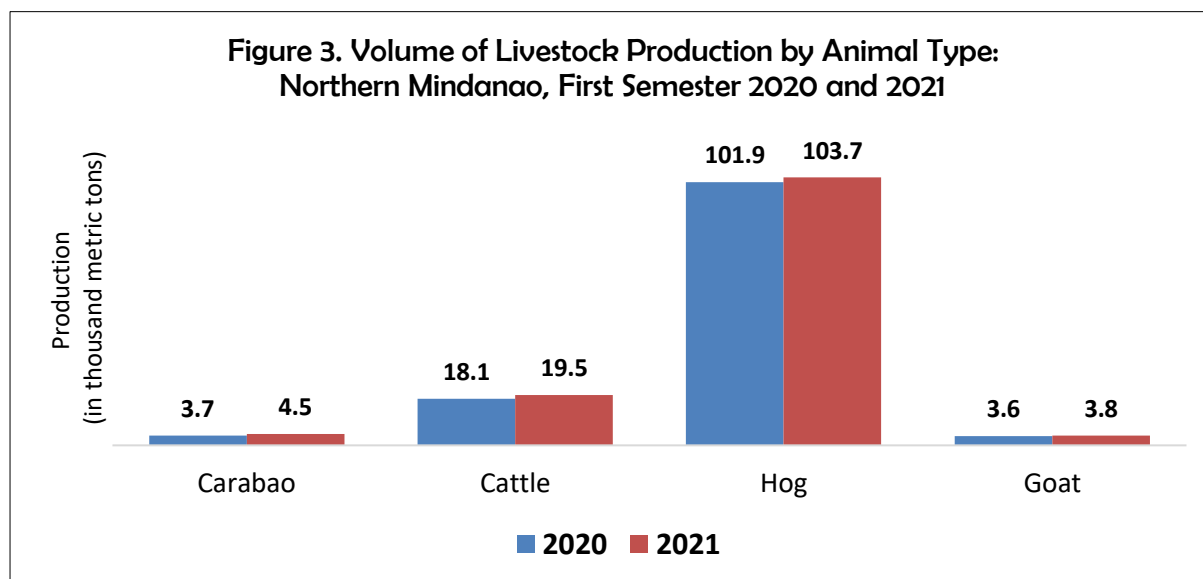
Limketkai Module-2 BPO & Cyberpark Bldg., Rosario Crescent
Limketkai Center, Brgy 31, Cagayan de Oro City
Telephone: (088)291-1672; 09178219152
<http://rso10.psa.gov.ph> psaregion10@gmail.com

Majority of the livestock animals in the region were raised in backyard farms. Carabao raised in backyard farms shared 99.7 percent, backyard cattle shared 94.3 percent, and backyard goat shared 98.6 percent. For swine, 62.9 percent were raised in backyard farm. (See Figure 2)



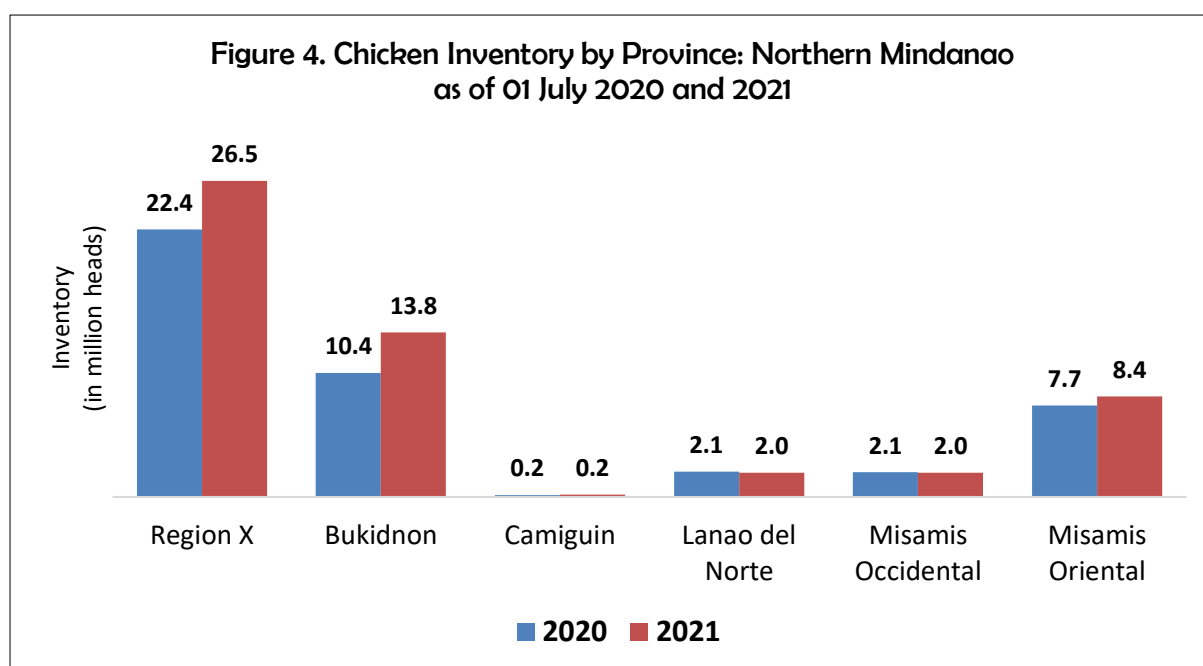
LIVESTOCK PRODUCTION

As shown in Figure 3, carabao production grew by 20.5 percent, increasing to 4,482 metric tons from 3,720 metric tons in the first semester of 2020. Cattle production also increased by 7.9 percent year-on-year. Likewise, the production of goat increased to 3,813 metric tons from 3,580 metric tons, an increase of 6.5 percent. Hog production also increased to 103,655 metric tons from 101,912 metric tons posting an increase of 1.7 percent from previous year's hog production.

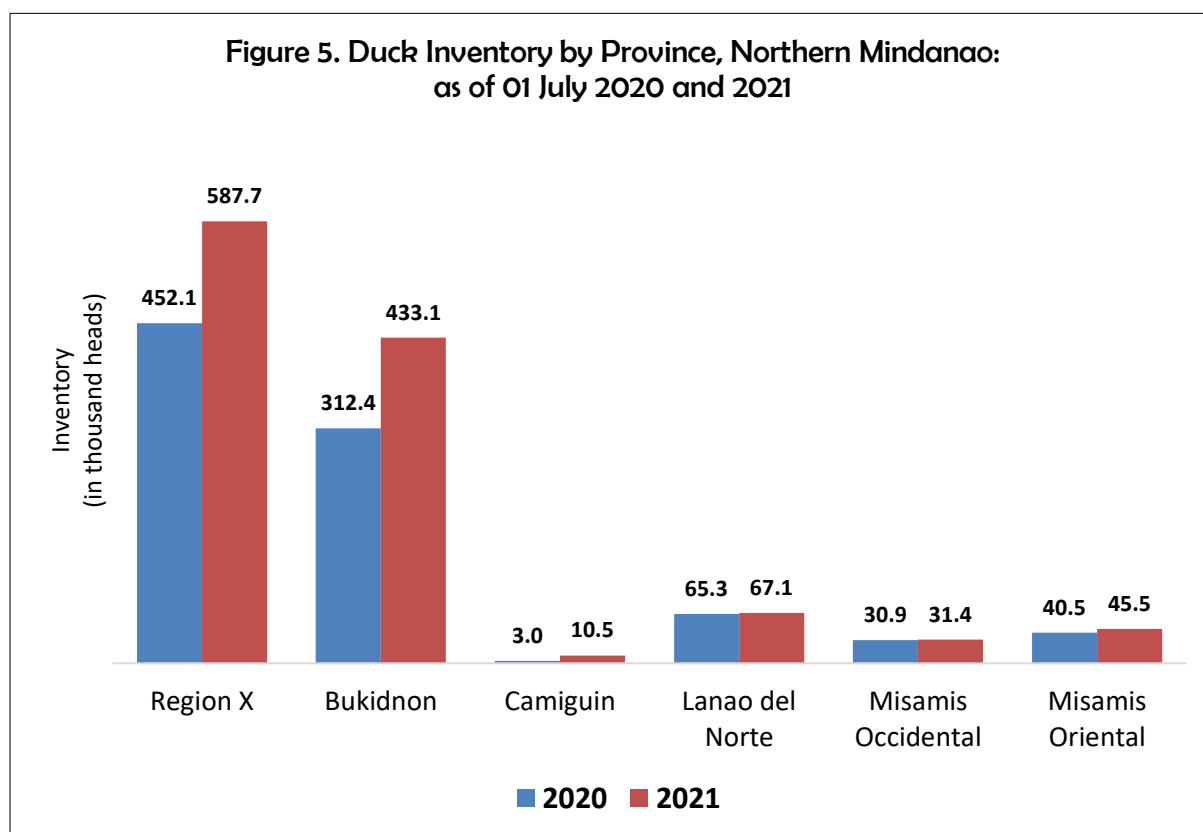


POULTRY INVENTORY

Figure 4 shows that chicken inventory in Region X as of first semester 2021 increased by 18.2 percent recording 26,459,739 birds from 22,393,072 birds in the previous year. Three provinces recorded increases in chicken inventory – Bukidnon (32.9 percent), Camiguin (11.0 percent) and Misamis Oriental (10.0 percent). However, the provinces of Lanao del Norte and Misamis Occidental recorded a decrease in inventory by 4.8 percent and 1.4 percent, respectively, as of the first semester 2021.

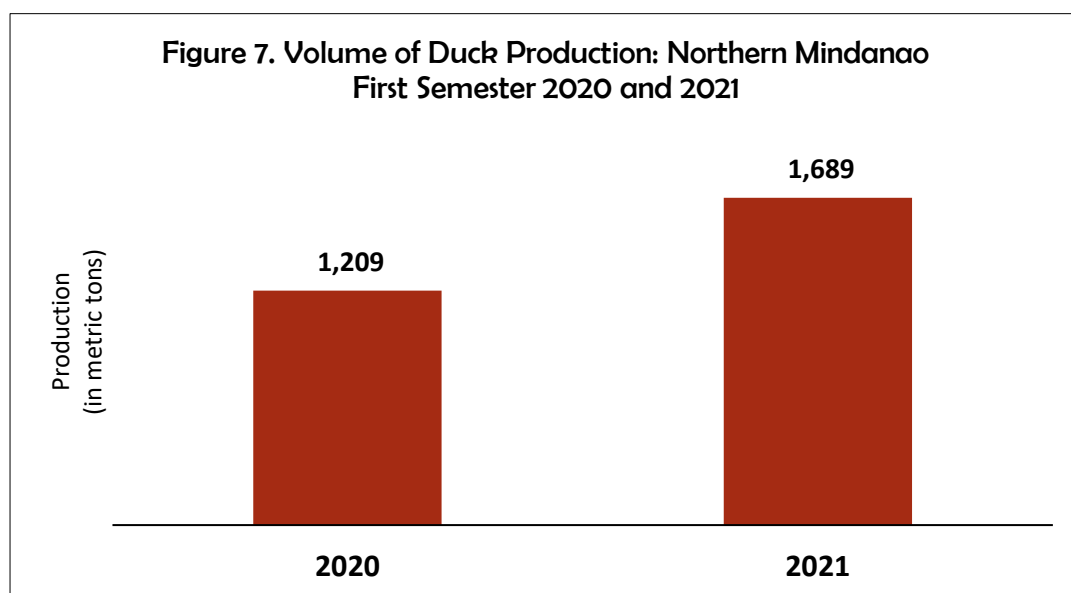
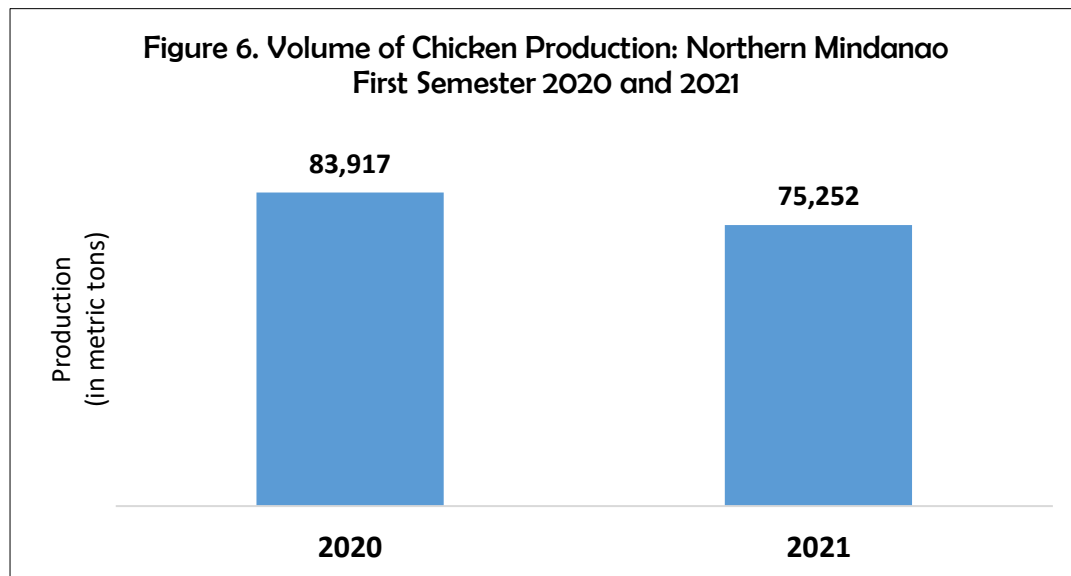


As shown in Figure 5, duck inventory increased to 587,652 birds from 452,138 birds in the previous year, an increase of 30.0 percent. Moreover, duck inventory in all provinces increased – Bukidnon (38.6 percent), Camiguin (255.1 percent), Lanao del Norte (2.8 percent), Misamis Occidental (1.5 percent), and Misamis Oriental (12.3 percent).

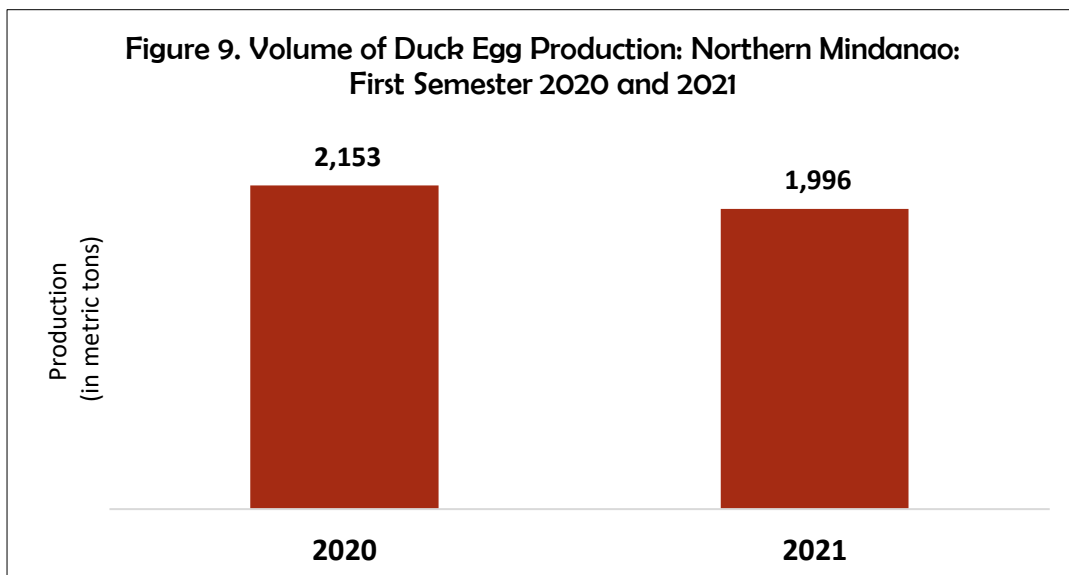
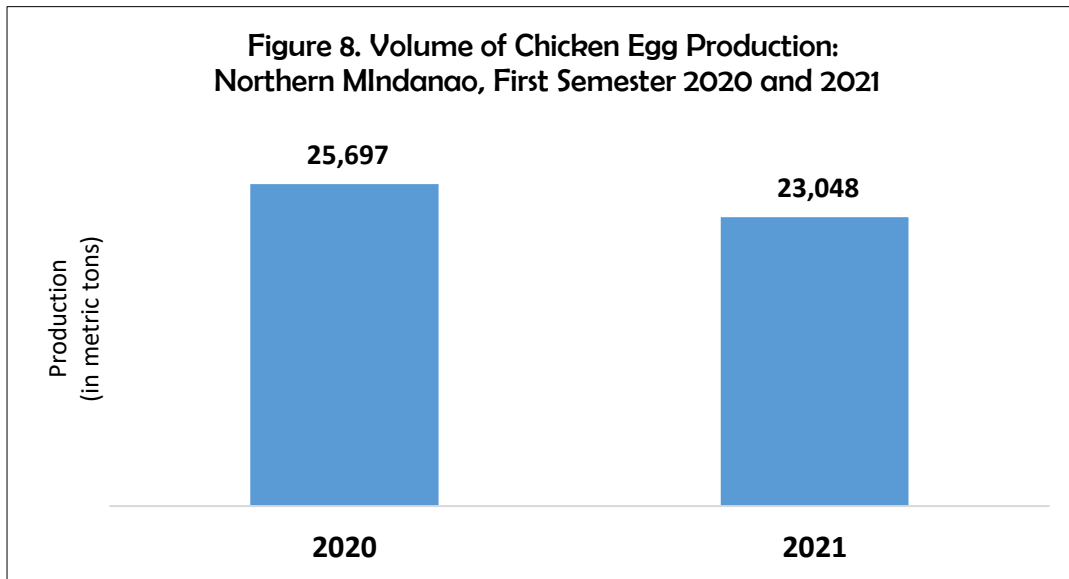


POULTRY PRODUCTION

Figure 6 shows that chicken production in the region decreased by 10.3 percent, a reduction of 8,665 metric tons in 2021 from the production of 83,917 metric tons in the previous year. On the other hand, Figure 7 shows that duck production recorded an increase at 1,689 metric tons from 1,209 metric tons in the previous year, an increase of 39.7 percent.



As shown in Figure 8, chicken egg production in the region was estimated at 23,048 metric tons during the first semester of 2021. This was 10.3 percent lower than the previous year's level of 25,697 metric tons. Furthermore, production of duck eggs decreased by 7.3 percent or 1,996 metric tons from last year's record of 2,153 metric tons as shown in Figure 9.



FOR THE REGIONAL DIRECTOR:

VIRGIE A. GAYLA
(Chief Administrative Officer)
Officer-in-Charge

SBB/BMC/JSE

For further inquiries, you may contact:

Statistical Operations & Coordination Division

Philippine Statistics Authority Regional Statistical Service Office 10
Limketkai Module-2 BPO & Cyberpark Bldg., Rosario Crescent
Limketkai Center, Barangay 31, Cagayan de Oro City
Email: psaregion10@gmail.com
Telephone: (088) 291-1672; 09178219152

TECHNICAL NOTES

The data for this special release were collected by the Philippine Statistics Authority (PSA) through the two (2) major surveys, namely:

- 1) The **Backyard Livestock and Poultry Survey** (BLPS) is one of the major agricultural surveys conducted by the Philippine Statistics Authority (PSA). This survey aims to generate estimates on inventory, supply and disposition, and other related data of livestock and poultry commodities at the household level. Data collection is done quarterly covering all animals tended by the operator. To comply with the Philippine System of National Accounts (PSNA) calendar, data collection for Fourth Quarter is done earlier.
- 2) The **Commercial Livestock and Poultry Survey** (CLPS) is one of the major surveys agricultural surveys conducted by the Philippine Statistics Authority (PSA). This survey aims to generate estimates on inventory, supply and disposition, and other related data of livestock and poultry commodities from commercial farms. The CLPS for swine, layer and broiler is done quarterly and semi-annually for carabao, cattle, goat, duck and sheep. Data collection is undertaken during the last ten (10) days of the reference period.

CONCEPTS AND DEFINITIONS

Volume of Production (Operational Definition) – the number of locally-raised animals disposed for slaughter which include animals shipped-out for slaughter (in “head” and in “liveweight equivalent”).

Animal Population (also **Animal Inventory**) - the actual number of animals (in head/bird) present in the farm as of a specific reference date regardless of ownership.

Farmgate price – the price received by raisers for their produce at the location of farm. Thus, marketing costs such as transport and other marketing cost (if any) incurred in selling the produce are not included in the farmgate prices.