

2019 Performance of Agriculture in Northern Mindanao



Based on Value of Production at Constant 2018 Prices

PSAX-IG-2020-13

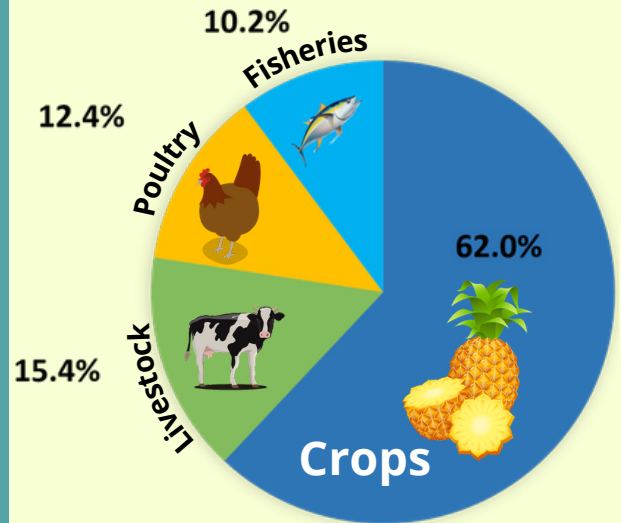


0.8%

Increase in the 2019 agricultural production of Region X

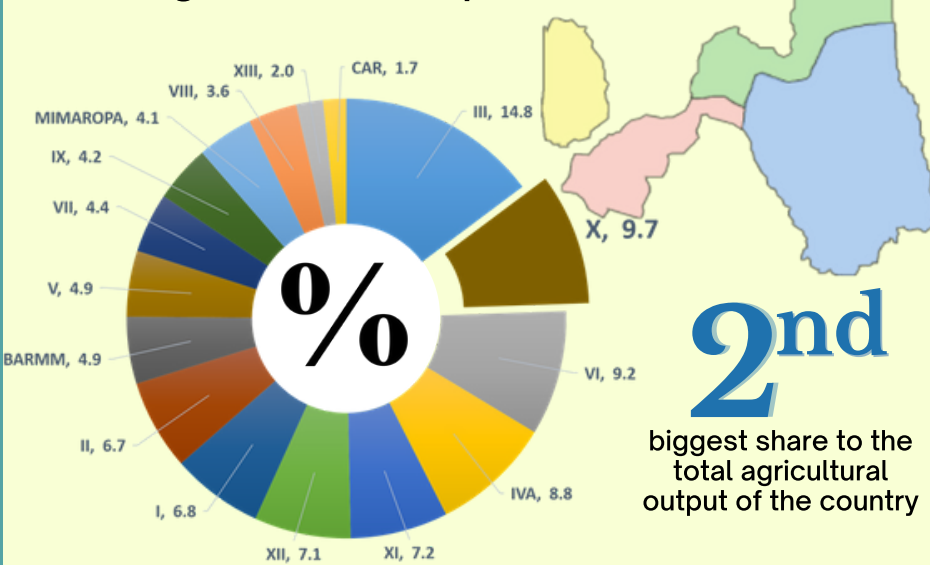


Percent Distribution of Value of Production by Sector



Majority of the agricultural production in the region come from crops.

Regional Share of Agricultural Output



How is Region X's production compared to other regions?

Product	Value in million pesos	National Ranking
Palay	16,128	9 th
Corn	18,649	2 nd
Banana	31,214	2 nd
Pineapple	17,796	1 st
Hog	22,128	5 th
Cattle	3,324	1 st
Chicken	16,416	3 rd

TOP 3 Crops in terms of Value of Production

Crop	Value in million pesos	Percent to Total Regional Agri Production Value
Banana	31,214	17.7%
Corn	18,649	10.6%
Pineapple	17,796	10.1%



REPUBLIC OF THE PHILIPPINES
PHILIPPINE STATISTICS AUTHORITY
 REGION X - NORTHERN MINDANAO

B1-B4 Pride Rock Business Park
 Gusa, Cagayan de Oro City
 Telefax: ((088)856-4778; (088)856-2679
<http://rso10.psa.gov.ph> psaregion10@gmail.com

