

20 Annual Poverty Indicator Survey

20 NORTHERN MINDANAO

PSAX-IG-2021-16

WATER, SANITATION AND HAND WASHING FACILITY

SANITATION FACILITY (In percent)



82.5 FAMILIES WITH BASIC SANITATION LEVEL SERVICE FACILITY NOT SHARED WITH ANOTHER HOUSEHOLD

5.2 FAMILIES WITH UNIMPROVED SERVICE LEVEL SANITATION

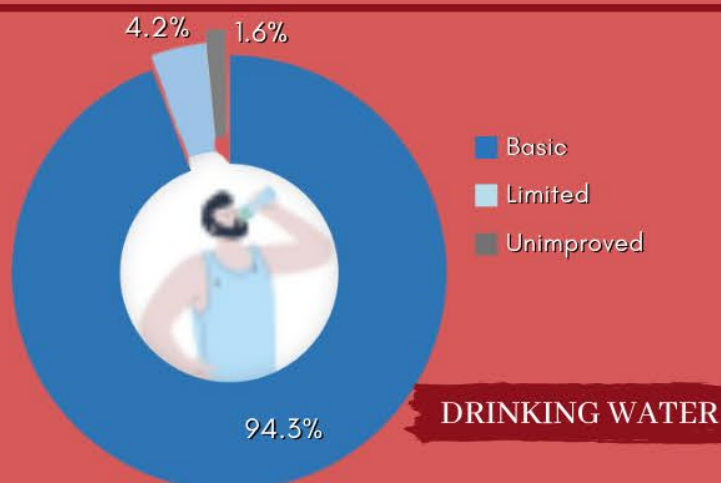
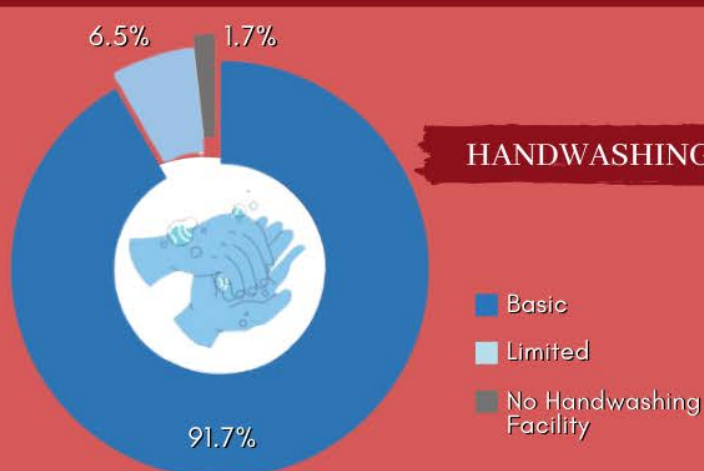


11.2 FAMILIES WITH LIMITED SANITATION LEVEL SERVICE FACILITY BUT SHARED WITH TWO OR MORE HOUSEHOLD

5.2 FAMILIES WITH NO SANITATION FACILITY AND STILL PRACTICE OPEN DEFECCATION



HANDWASHING AND DRINKING WATER FACILITY



EDUCATION



2019 2020
(In thousands)

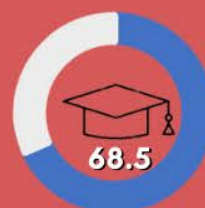
Families with Children Aged 6 to 11 Years

507 481

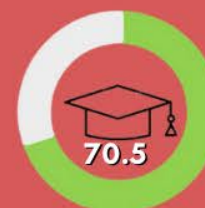
Families with Children Aged 6-11 Years in Grade 1 to 6

487 421

FAMILIES WITH CHILDREN AGED 12 TO 15 YEARS IN JUNIOR HIGH SCHOOL
(In percent)



Philippines



Region X

SOCIAL PROTECTION PROGRAMS

Proportion of Filipino Families Who Had Received Feeding Program
(In percent)

July to December 2019



January to June 2020

