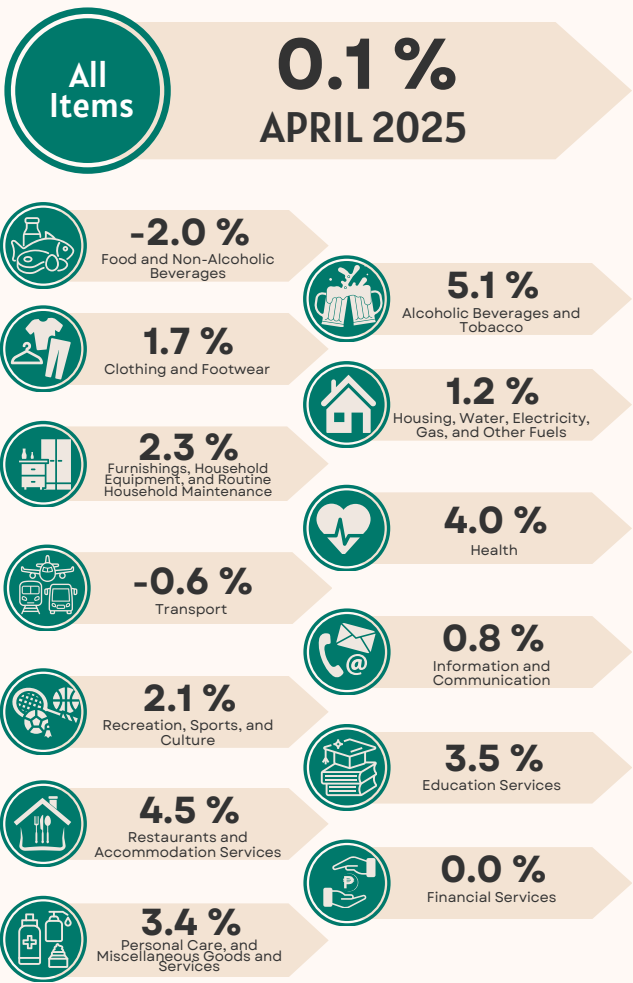


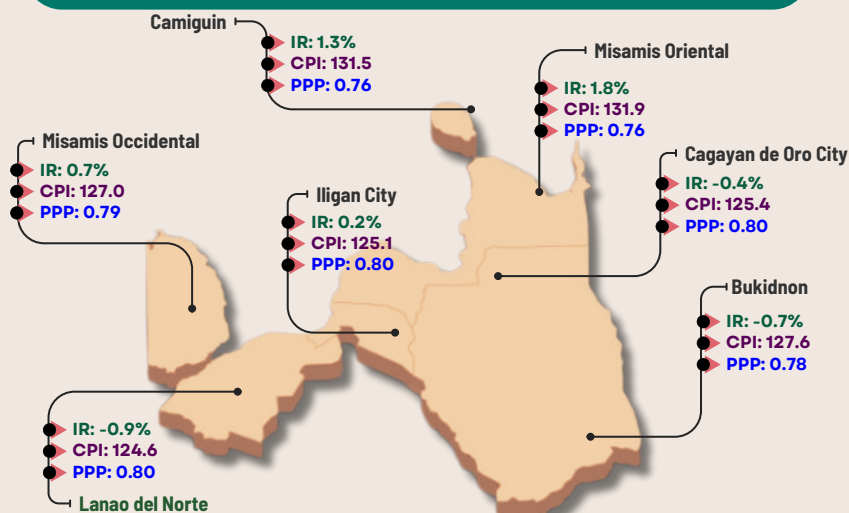
PRICE STATISTICS IN NORTHERN MINDANAO APRIL 2025 (2018=100)

PSAX-IG-2025-08

Inflation Rates for All Income Households by Commodity Group



Price Situation for All Items by Province and Highly Urbanized Cities



INFLATION RATE (IR)
Rate of change of the CPI expressed in percent. Inflation is interpreted in terms of declining purchasing power of peso

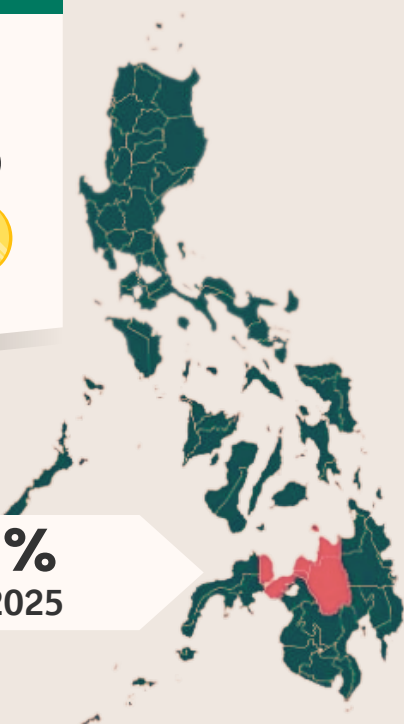
CONSUMER PRICE INDEX (CPI)
Indicator of the changes in the average retail prices of a fixed basket of goods and services commonly purchased by households relative to a base year.

PURCHASING POWER OF PESO (PPP)
shows how much the peso in the base period is worth in the current period. It is computed as the reciprocal of the CPI for the period under review multiplied by 100.

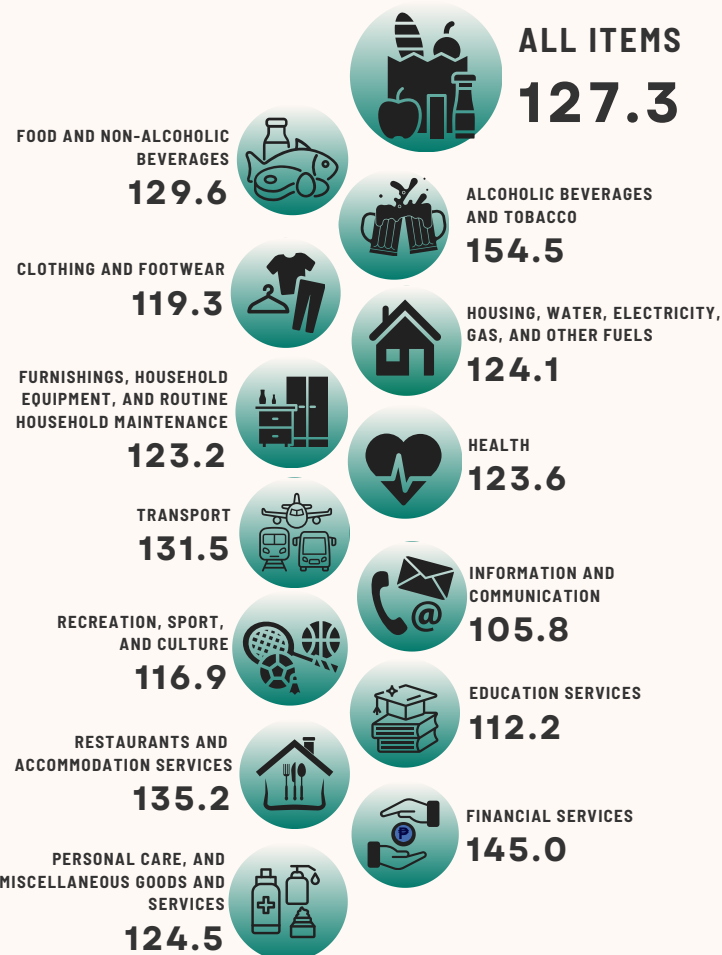
Purchasing Power of Peso (PPP)



Among all regions



Consumer Price Index for All Income Households by Commodity Group



Philippine Statistics Authority
Regional Statistical Services Office X
3rd Floor Limketkai Module-2 BPO & Cyberpark Building
Rosario Crescent, Brgy. 31, Cagayan de Oro City

rsso10@psa.gov.ph
rsso10socc@psa.gov.ph
rsso10.psa.gov.ph

0917-821-9152
0939-931-5594
/psagovphx

