

CONSUMER PRICE INDEX IN REGION X

FEBRUARY 2022

(2018=100)



PSAX-IG-2022-05

Inflation Rate

Purchasing Power of Peso

4.0 ↑ 0.88 ↓

FEBRUARY 2022

IR

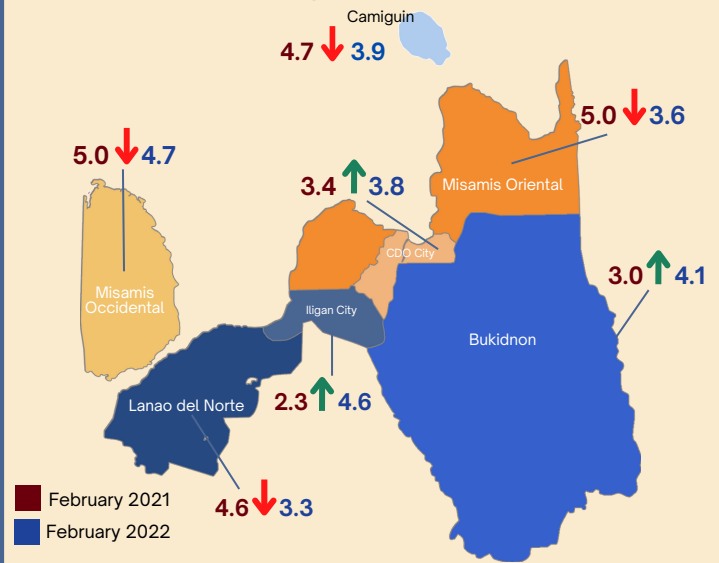
3.9

FEBRUARY 2021

PPP

0.92

Year-on-Year Inflation Rate for All Items by Province/HUCs



Year-on-Year Consumer Price Index in Percent by Commodity Group

February 2021 February 2022

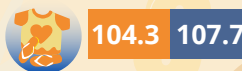
FOOD AND NON-ALCOHOLIC BEVERAGES



ALCOHOLIC BEVERAGES AND TOBACCO



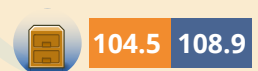
CLOTHING AND FOOTWEAR



HOUSING, WATER, ELECTRICITY, GAS, AND OTHER FUELS



FURNISHINGS, HOUSEHOLD EQUIPMENT, AND ROUTINE HOUSEHOLD MAINTENANCE



HEALTH



TRANSPORT



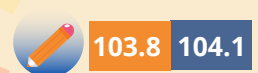
INFORMATION AND COMMUNICATION



RECREATION, SPORT, AND CULTURE



EDUCATION SERVICES



RESTAURANTS AND ACCOMMODATION SERVICES



FINANCIAL SERVICES

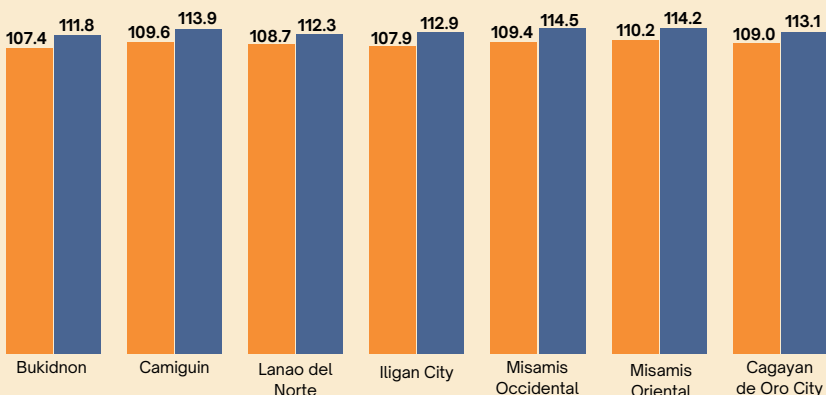


PERSONAL CARE, AND MISCELLANEOUS GOODS AND SERVICES



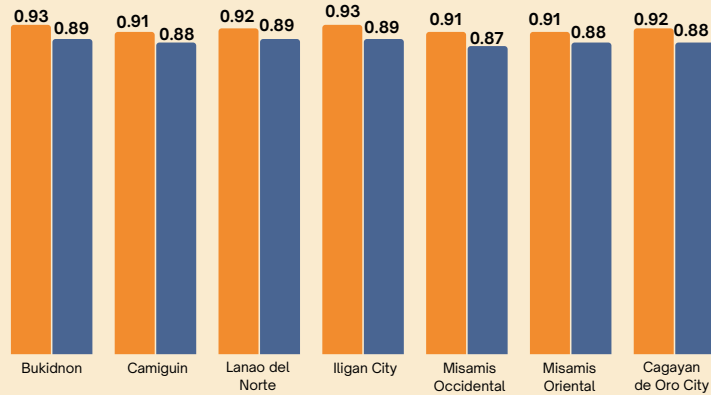
Year-on-Year Consumer Price Index by Province/HUCs

February 2021 February 2022



Year-on-Year Purchasing Power of Peso by Province/HUCs

February 2021 February 2022



REPUBLIC OF THE PHILIPPINES
PHILIPPINE STATISTICS AUTHORITY
REGION X- NORTHERN MINDANAO

3rd Floor Limketkai Module-2 BPO & Cyberpark Building
Rosario Crescent, Brgy. 31, Cagayan de Oro City
Landline: (088)291-1672 Mobile Number: 0917-821-9152
<http://rso10.psa.gov.ph> psaregion10@gmail.com



Management System
ISO 9001:2015
www.tuv.com
ID: 9108653929

