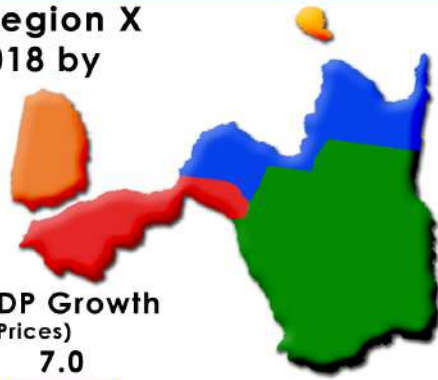
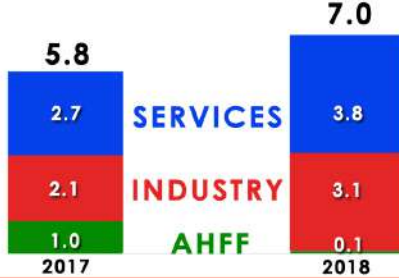


# 2018 Gross Regional Domestic Product NORTHERN MINDANAO

The economy of Region X  
grew faster in 2018 by  
**7.0%**



Contribution to GRDP Growth  
(at constant 2000 Prices)



Region X was the

**9<sup>th</sup>**

fastest growing  
regional economy  
in 2018

Growth Rates by Industry/Sub-industry:  
2016-2017 & 2017-2018  
(At Constant 2000 Prices)

**Agriculture, Hunting  
Forestry & Fishing 0.4**



**0.8**  
Agriculture  
& Forestry

**(1.9)**  
Fishing



**Industry 8.8**



**14.6**  
Mining and  
Quarrying



**6.6**  
Manufacturing



**16.3**  
Construction



**4.4**  
Electricity, Gas  
and Water Supply

**Services 8.9**



**12.8**  
Transport, Storage  
& Communication



**7.4**  
Trade and Repair  
of Motor Vehicles,  
Motorcycles, Personal  
and Household Goods



**8.7**  
Financial  
Intermediation



**5.7**  
Real Estate, Renting  
& Business Activities



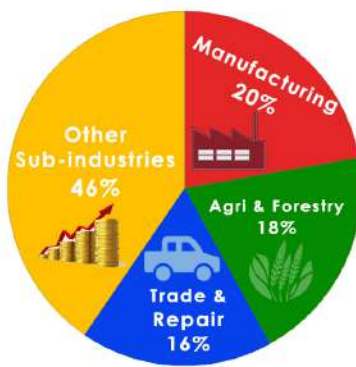
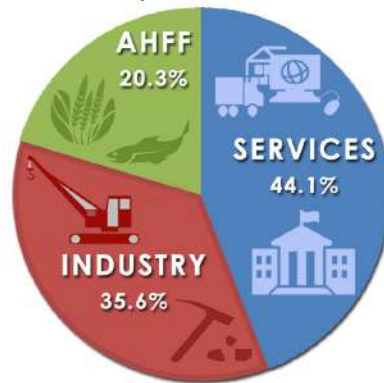
**12.6**  
Public Administration &  
Defense, Compulsory  
Social Security



**8.9**  
Other Services

## Percent Distribution of Industries/Sub-Industries

**SERVICES**  
remained to have the  
biggest share of the total  
economy with a share of  
**44.1%**.



Among the sub-industries,  
**Manufacturing, Agri and Forestry**  
and **Trade and Repair of Motor**  
**Vehicles, Motorcycles and Personal**  
**Household Goods** were the main  
economic drivers as these  
sub-industries shared **54%** of the  
total economic output in the region.

Region X was one of the 12 regions which recorded an  
economic growth rate higher than the national growth rate.

Regional Growth Rates: 2017-2018  
(At Constant 2000 Prices)



## Fastest Growing Sub-Industries in 2018



**Construction**



**Mining and  
Quarrying**



**Transportation Storage and  
Communication**

