

# NORTHERN MINDANAO

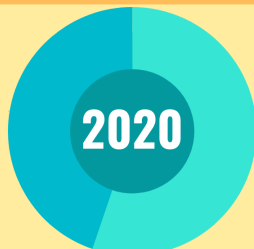
## SWINE & CHICKEN SITUATION REPORT - APRIL 2020

PSAX-IG-2020-04

### SWINE INVENTORY IN HEAD



2019	2020	% Change
1,014,635	1,113,974	9.8%

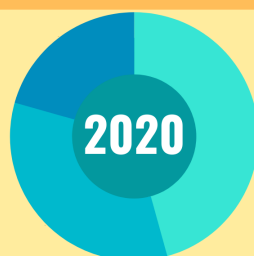


55.2%	Backyard Farms
44.8%	Commercial Farms

### CHICKEN INVENTORY IN HEAD

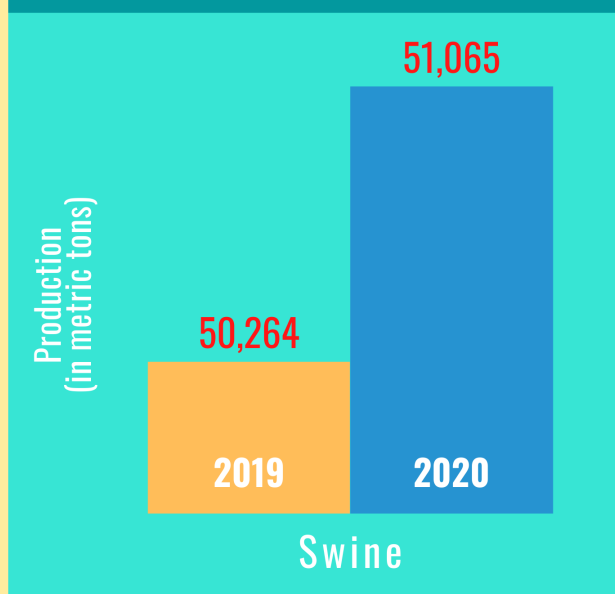


2019	2020	% Change
19,950,611	19,927,826	-0.2%



45.7%	Native/Improved
33.8%	Broiler
20.6%	Layer

### Swine Volume of Production, 01 April 2020 and 2019



### Chicken Volume of Production, 01 April 2020 and 2019

