



# NORTHERN MINDANAO 2023

## GROSS REGIONAL DOMESTIC EXPENDITURE

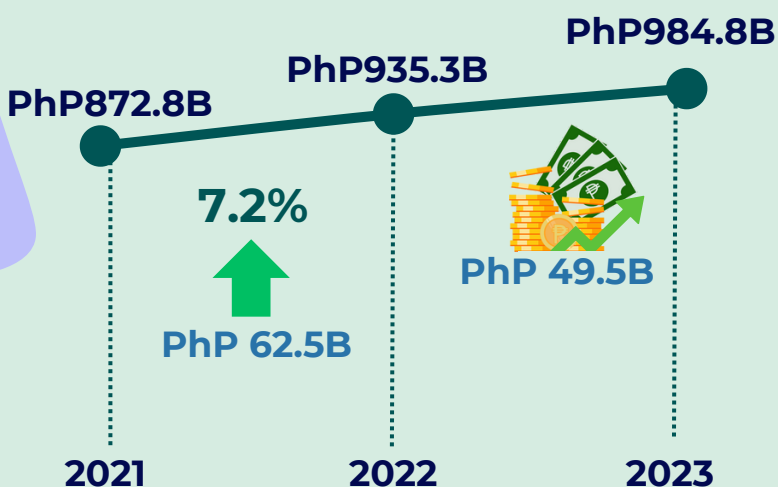


BAGONG PILIPINAS

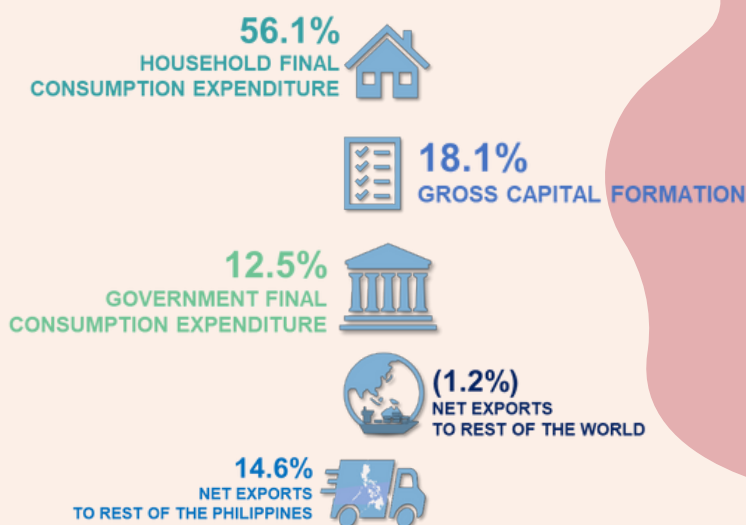
at Constant 2018 Prices

PSAX-IG-2024-06

### Northern Mindanao's Economy grew by 5.3%



### Share of Expenditure Items to the Regional Economy

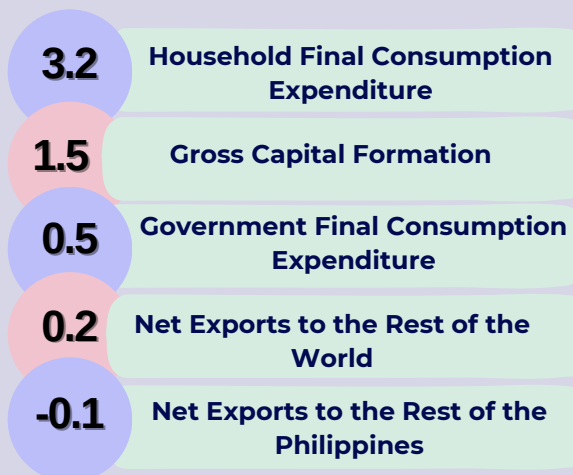


Note: Details may not add up to total due to rounding.

### Top Performer in the following Expenditure items

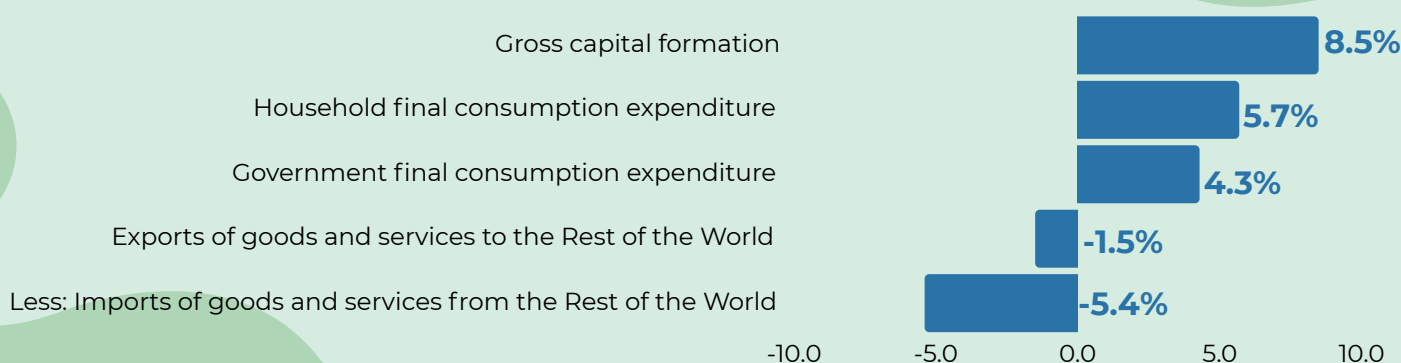


### Contribution by Expenditure Item to 5.3% Growth (in percentage points)



Note: Details may not add up to total due to rounding.

### Growth Rates by Expenditure Type



Note: Details may not add up due to rounding.



Philippine Statistics Authority  
Regional Statistical Services Office X  
3rd Floor Limketkai Module-2 BPO & Cyberpark Building  
Rosario Crescent, Brgy. 31, Cagayan de Oro City

✉ [rso10@psa.gov.ph](mailto:rso10@psa.gov.ph)  
[rso10sodc@psa.gov.ph](mailto:rso10sodc@psa.gov.ph)  
🌐 [rso10.psa.gov.ph](http://rso10.psa.gov.ph)

☎ 0917-821-9152  
✂ /psarssox  
f /psagovphx